



# SAFE DRIVE SAVE LIFE

**KOLKATA TRAFFIC POLICE**  
FASTER SAFER FRIENDLIER

## IMPACT

Decrease in fatalities vs increase in jurisdiction

Fatal Accidents - Declining Trend



**ANNUAL REVIEW 2017**

# Helplines

Please request for on spot assistance if necessary from Road Traffic Constables and Traffic Sergeants as well as Kolkata Police personnel manning Traffic Mobile Vans and Traffic Signal Booths.

SL	Unit	Phone
01	KOLKATA POLICE	100/1090 (TOLL FREE)
02	FIRE BRIGADE	101 (TOLL FREE)
03	AMBULANCE	102 (TOLL FREE)
04	KOLKATA POLICE WOMEN CRISIS RESPONSE CENTRE	1091 (TOLL FREE)
05	CHILDLINE	1098 (TOLL FREE)
06	SENIOR CITIZEN HELPLINE	98300 88884
07	KOLKATA POLICE MEDICAL HELPLINE	98300 79999
08	LALBAZAR (EPABX)	2250 5000
09	LALBAZAR POLICE CONTROL ROOM	2214 3230/3024, 2250 5090
10	LALBAZAR TRAFFIC CONTROL ROOM	2214 3644/1457, 2242 7248, 2250 5096
11	LALBAZAR TRAFFIC CONTROL ROOM TELE-FAX	2214 1457
12	TRAFFIC POLICE HELPLINE	98300 10000/98308 11111
13	MISSING PERSONS SQUAD, DD	2250 5153/2214 1430/2214 1835
14	VODAPHONE TRAFFIC HELPLINE (for Vodaphone subscribers)	2000, 2001
15	KOLKATA TRAFFIC POLICE HELPLINE (all subscribers)	1073 (TOLL FREE)
16	AIRTEL (from kiosks)	91633 60404-6
17	CYBER POLICE STATION	2250 5120
18	CRIME CONTROL, DD	2214 1431/2250 5166
19	MOTOR THEFT SECTION, DD	2250 5028
20	ENQUIRY (LALBAZAR)	2250 5076

Homepage: [kolkatatrafficpolice.gov.in](http://kolkatatrafficpolice.gov.in)

Email: [dctp@kolkatatrafficpolice.gov.in](mailto:dctp@kolkatatrafficpolice.gov.in)

Follow us on FaceBook: [www.facebook.com/kolkatatrafficpolice](http://www.facebook.com/kolkatatrafficpolice)

**For Online Payment Against Road Traffic Violations  
Visit: <http://kolkatatrafficpolice.gov.in>**


**“Kolkata is like another world.  
People there are very special and grateful”**

**...Penelope Cruz**



# Contents

From the Desk of Chief Minister	5
From the Desk of Transport Minister	6
From the Desk of Commissioner of Police, Kolkata	7
From the Desk of Addl Commissioner of Police (1), Kolkata	8
From the Desk of Joint Commissioner of Police Traffic Department, Kolkata Police	9
From the Desk of Deputy Commissioner of Police, Traffic Department, Kolkata Police	10
Raising the Benchmarks	12
The Impressive Squad	14
Jaago Olympiad	18
Safe Drive Save Life Conference and Exhibition	20
SDSL Half Marathon	22
Smart Parking App	24
Traffic Wardens' Organisation	26
Hall of Honour	28
Surveillance 24 x 7	30
Emergency Response	32
Harnessing Technologies	34
Educating the Masses	36
Connecting via Social Media	40
Curbing Violations	42
Keeping Kolkata Green	46
Results of Indifference	48
We Work We Play	58
Accomplishments	60
Traffic offences & Penalties	62





মমতা ব্যানার্জী  
ममता बैनर्जी  
ممتا بنرجی  
Mamata Banerjee



মুখ্যমন্ত্রী, পশ্চিমবঙ্গ  
मुख्यमंत्री, पश्चिम बंगाल  
وزیر اعلیٰ مغربی بنگال  
CHIEF MINISTER, WEST BENGAL



1<sup>st</sup> October, 2018

### MESSAGE

I am glad to learn that Kolkata Traffic Police is publishing their Annual Review Bulletin for the year 2017.

Our Traffic Police has always played an admirable role in countering the multifarious challenges posed by the busy and fast developing cosmopolitan city of Kolkata.

I hope the dedicated set-up of the city's traffic police team will to carry on their good work in the coming days as well and continue to live-up to the expectations of the city populace.

I wish the publication all success.

  
(Mamata Banerjee)



শুভেন্দু অধিকারী  
Suvendu Adhikari  
शुभेन्दु अधिकारी



MINISTER-IN-CHARGE : TRANSPORT DEPARTMENT  
GOVERNMENT OF WEST BENGAL  
Paribahan Bhawan (1st Floor), 12, R. N. Mukherjee Road, Kolkata - 700 001  
Phone : (033) 2262 5402 (Telefax)  
Email : adhikarisuvenduwb@gmail.com  
&  
ENVIRONMENT DEPARTMENT  
GOVERNMENT OF WEST BENGAL  
Prani Sampad Bhawan, (5th Floor), LB-2, Sector-III,  
Salt Lake City, Kolkata - 700 106  
Phone : (033) 2335 0238, Fax : (033) 2335 2329  
E-mail : adhikarisuvenduwb@gmail.com

D.O.No. 879/MIC/TR/18,

Dated, the 1<sup>st</sup> October, 2018.




### **MESSAGE**

I am happy to know that the Annual Review Bulletin 2017 of Kolkata Traffic Police is being published.

Managing traffic in such a busy city is always a difficult task but Kolkata Traffic Police have always risen above the ordinary to present this city with a faster, safer and friendlier experience on roads.

I congratulate all the members of Kolkata Traffic Police for their selfless and dedicated service to the city.

(Suvendu Adhikari)



**Rajeev Kumar, IPS**



**Commissioner of Police**  
Kolkata  
18, Lalbazar Street  
Kolkata-700001  
Tel : 2214-5060 (O), Fax : 2214-5424




The Annual Review Bulletin published by Kolkata Traffic Police is a very sought-after publication over the past many years. This Bulletin has always been very informative. It reflects upon the agenda and activities of the previous years and side by side highlights the future goals and aspirations of Kolkata Traffic Police.

Traffic Management in a busy and overcrowded city is a very challenging task and all the members of Kolkata Traffic Police are working relentlessly to achieve the common goal - a faster, safer and friendlier experience for all travelling on Kolkata's roads.

Kolkata Traffic Police deserves accolades for overcoming the numerous challenges of traffic management each day with utmost professionalism.

I believe that Annual Review Bulletin 2107 of Kolkata Traffic Police will enlighten readers about the activities and projects of Traffic Department.

I thank and congratulate all the members of Traffic Department for their efforts in making the city roads safer.





*Vineet Kumar Goyal* IPS

Addl. Commissioner of Police  
Kolkata

27/09/2018



During the year 2017, Kolkata Traffic Police took several initiatives to improve commuting experience and road safety in the city. The focus was primarily on bringing the desired effect through education, technology intervention and road engineering.

A Mass Media Education Campaign under the flagship name of "Safe Drive Save Life" (JaaGo Kolkata) that was launched in 2016 by the Hon'ble Chief Minister of West Bengal, was carried forward to penetrate deep into the society. As a part of this initiative school

children and drivers were the primary focus.

Various technological interventions were applied to improve road safety and commuting experience. Some such interventions include installation of Speed Enforcers Cameras, Body Cameras, Automated Red-Light Violation Detection Systems, Digital Speed Signage, Citation App, Smart Parking App, drop gates at pedestrian cross-over points etc.

The effect of such interventions is evident from the decline in RTAs by about 20 % in 2017 in comparison to 2016. Death caused due to RTAs also reduced by 19% during the same period.

Social media such as Facebook, Twitter etc. have always been a preferred mode of communicating with the public. Special emphasis was laid upon these to address to public grievance. Feedback through the social media turned out to be useful in improving the system and making it more transparent.


As a part of its pan-India outreach programme, Kolkata Traffic Police organised the 1st Edition of the Kolkata Police Safe Drive Save Life Half Marathon on the 7th of January 2018 where there were about 13,000 participants. A National Conference on "Urban Road Traffic Management and Safety - Challenges and Interventions" was also organised that witnessed participation from Senior Traffic Police officers of most metropolitan cities and 22 States from across India and experts and academics in this field

The success of Kolkata Traffic Police lies in the dint of hard work and effort put in by every member of the department in seamless co-ordination with all the modern and technological interventions. This hard work put in by the men in whites in all seasons deserves a special mention. Their relentless effort has ensured that the traffic in Kolkata moves in a faster, safer and friendlier manner than ever before despite the countless challenges that come in their way every day. The feedback from the citizen was also instrumental in improving the system.

With the ensuing festive season, I would like to wish all the very best for the festivities. The members of the traffic department have a daunting task before them during this period and like all previous years, the entire team will ensure that the festivities are celebrated with even more fervour. I would also like to take this opportunity to thank the family members of the policemen & women, who sacrifice the quality time during the festivities. The policemen & women would not have been able to perform their duties with the same dint, had it not been for the support and co-operation from their family members.

I wish all members of the traffic department the very best for their future and look forward towards more active participation from the public.

  
(Vineet Kumar Goyal)







**Mitesh Jain, IPS**

**Joint Commissioner of Police  
Traffic, Kolkata.**



The Annual Traffic Review Bulletin is an attempt to furnish information about important activities and aspirations of Kolkata Traffic Police striving towards making this beloved city a faster, safer and friendlier one.

As the old order changeth, yielding places to new, Kolkata Traffic Police over the years has embraced systemic structural and functional changes in its attempt toward achieving its common goal of presenting best commuting experience.

The year 2017 was focused around strengthening Safe Drive Save Life campaign initiated for road safety and has gained mass popularity. To bring a positive attitudinal change and instilling better road discipline amongst the road users, Kolkata Traffic Police worked relentlessly with the active participation of various schools, social clubs and other organisations. As a continuance of the SDSL campaign, the measures undertaken by Kolkata Traffic Police have been instrumental in significantly reducing the accidents figures in the year.

In order to spread the message of Traffic safety and road discipline, Kolkata Traffic Police has undertaken unrelenting drive towards increasing awareness of every road user. As a part of this initiative, various educational and awareness programmes are organised for school children across the city. Regular sensitization programmes are also being conducted for drivers of government and private run transport services to educate about traffic rules and regulations.

SDSL Half marathon was organised by Kolkata Police for the first time to spread awareness towards better road etiquette and adherence to rules and regulations to achieve our vision of making Kolkata a safer city for all road users. It gained immense popularity and turned out to be a successful event.

The enforcement network of Kolkata traffic Police was widened by introducing and commissioning various modern technological systems viz Automatic Number Plate Recognition Systems, Red light Violation Detection System, Over Speed Detection systems, Speed laser guns and increasing the network of CCTV cameras. Further the fine realisation process has been streamlined by organising frequent Lok Adalats at different courts resulting in disposal of more than twelve lakhs of pending citation and compound cases and realising revenue to the tune of approximately 5 crores in Lok Adalats and more than 50 crores overall.

Smart VMS, SMS alerts and revamping Social Media cell has gone long way in communicating with people of Kolkata either to provide traffic update or to redress their grievances. Kolkata Traffic Police has also provided Green corridors that enable organs meant for transplants to reach the destined hospital and destitute patients even during peak traffic thus ensuring earliest arrival to save precious lives during various occasions.


Kolkata Traffic Police is also committed toward its members and work force and strives to provide better working environment for them to minimize occupational hazards. Regular health check up camps has been conducted in order to acknowledge and respect the hard work they put in to manage city traffic.

This bulletin, thus, is a mean of sharing the efforts and experience of Kolkata Traffic Police with citizens in order to extract valuable feedback from the people it serves.

I wish all members of Kolkata Traffic Police and public for a very happy and peaceful festive season and very best for their future.

**(Mitesh Jain)**

Kolkata Police Headquarters, 18, Lalbazar Street, Kolkata-700001  
Tel: +91 033 2214-5558, e-mail: [jtcptp@kolkatapolice.gov.in](mailto:jtcptp@kolkatapolice.gov.in)



**Pandey Santosh, IPS**  
Deputy Commissioner of Police  
Traffic Department, Kolkata  
Kolkata Police



18, Lalbazar Street  
Kolkata - 700 001  
Tel & Fax: 033-2214-5403  
Email: [dctp@kolkatatrafficpolice.gov.in](mailto:dctp@kolkatatrafficpolice.gov.in)



2017 was another remarkable year for Kolkata Traffic Police in its glorious journey of commitment to road safety. The year witnessed substantial decline in road accident fatalities under the guiding principle of our umbrella programme Safe Drive Save Life. Kolkata Traffic Police endeavoured to reach more and more stakeholders to give SDSL a shape of mass movement in order to give the road users the best travelling experience.

Technological up gradation has been a hallmark of our planning. The year 2017 also witnessed a number of such changes which add to our institutional efficiency. We introduced smart way of prosecuting traffic rule violations with the help of mobile application. Automation of our entire signalling network and better synchronization of vehicular traffic and pedestrian movement was another addition to road traffic management. More and more speed cameras and CCTV cameras have added to detection of traffic rule violations with less human effort. Citation cases are now being communicated to the vehicle owners by text messages to their mobile numbers.

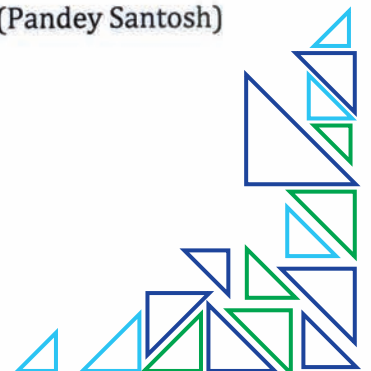
The year was also a milestone in terms of disposal of pending cases of traffic rule violation. A record 12,45,929 cases were disposed off through Lok Adalats which are now being held every month.

Our effort to reach out to the people through social media too was well recognised in 2017. As a token of this recognition, the Facebook page of Kolkata traffic police was adjudged 2<sup>nd</sup> in traffic police category in South and Central Asia based on its popularity.

But as we know excellence is a process, and not a goal, Kolkata Traffic Police will continue to work for excellence with active cooperation of all the stakeholders in order to provide the best travelling experience to its road users in times to come.

A handwritten signature in blue ink, appearing to read 'dantosh'.

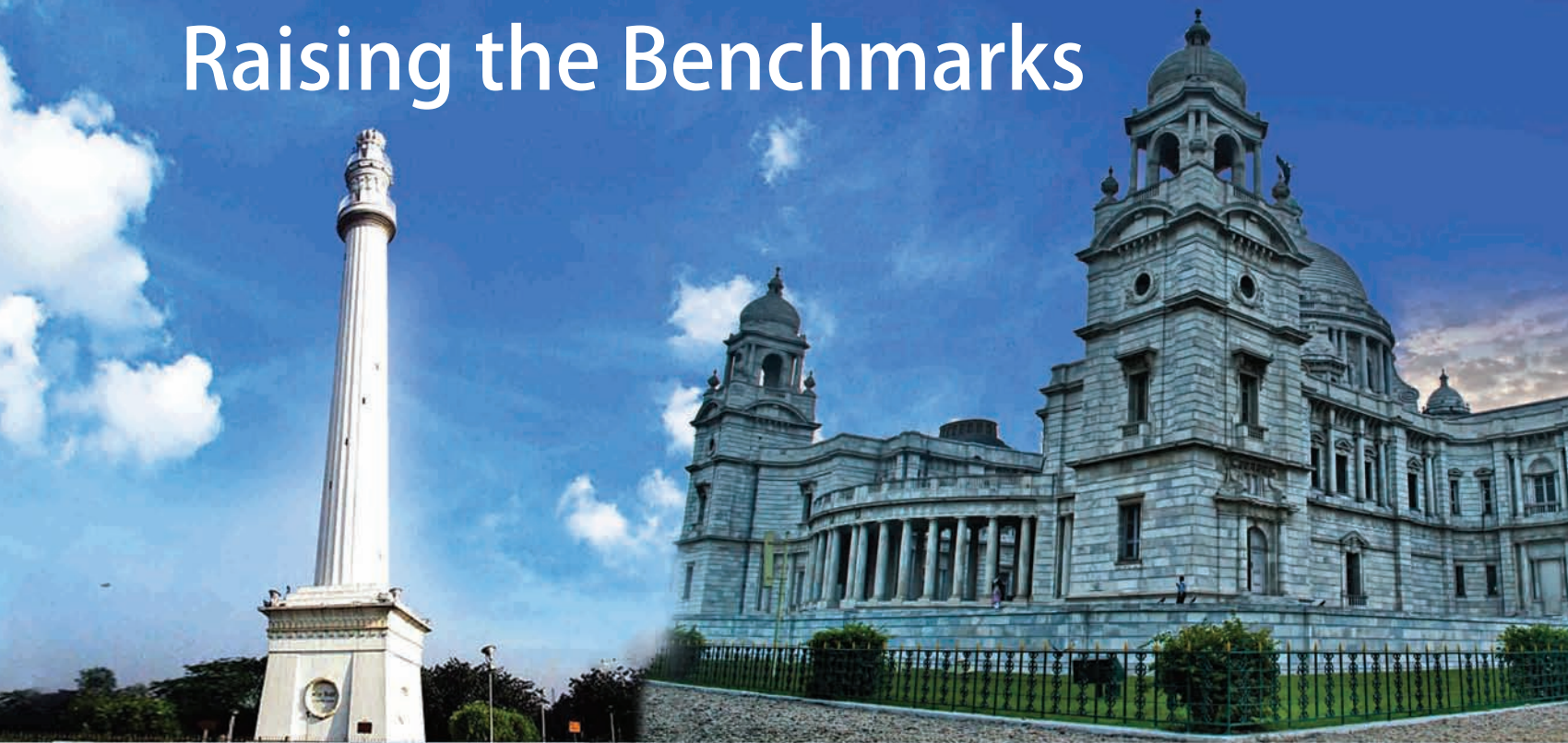
(Pandey Santosh)



# Glimpses@Safety



# Raising the Benchmarks



## Kolkata Kaleidoscope

Native Name	Kolkata
Former Name	Calcutta
City Type	Metropolitan
Latitude	22034" N
Longitude	88022" E
State	West Bengal
District	Kolkata
Population Rank as Metro	4th
Languages Spoken	Bengali 55% Hindi 20% English 10% Others 15%
Kolkata Police Jurisdiction	311.68 sq km
Jurisdiction over The River Gangas	26.868 sq km
Kolkata Traffic Guard Jurisdiction	284.812sq km
Human Population (as per Census 2011)	44,86,679

Kolkata or erstwhile Calcutta - always exudes the same warmth and liveliness as it were since time immemorial. Since its formation days during the East India Regime to British rule to struggle for Independence to the post Independence socio-political upheaval, this city has seen it all and has embraced everyone with a welcoming heart and an open mind albeit caste, creed or religion.

A glorious history, a generous society and home to numerous think-tanks, musicians, poets, academicians etc. - all have helped Kolkata to age gracefully to its vibrant present.

Today the colonial creations alongside the towering skyscrapers not only bear signatures of that elegant past but also portray a future smart city.

Kolkata is not just a 300 year old city but it's 300 years of evolution of society, infrastructure and transportation with Kolkata Traffic Police as a confederate to achieve a modern metropolis catering to the needs and aspirations of its people.

Kolkata Traffic Police is not only committed to ensure the safety of its road sharers but are working relentlessly with a mission to provide a world class commuting experience to all. Through adoption of modern and smart technologies combined with years of experience of a dedicated workforce and with the active cooperation of the general masses we are confident to sustain our development and accomplish our mission in the years to come.





## Number of Registered Motor Vehicles In Kolkata (2015~2017)

Vehicle Type	2015	2016	2017
AMBU	2539	2786	2933
AUTO	40626	40739	42116
2 WHEELER	666309	735250	801485
JEEP	2536	2536	2536
P/CAR	525922	549631	574020
TAXI	33880	34117	34155
L/TAXI	23735	27098	33510
S/BUS	64	64	66
P/BUS	14064	14572	15059
M/BUS	1711	1717	1718
L/BUS	184	185	186
CRANE	1013	1053	1085
HGV	29523	30705	30740
MGV	2840	3397	6892
LGV	57179	60087	60315
TRA	445	445	446
TRACTOR	542	582	614
<b>Total</b>	<b>1403114</b>	<b>1504966</b>	<b>1607878</b>

### Nearest RTAs

1	PVD, KOLKATA
2	ALIPORE
3	PVD, KASBA
4	PVD, SALT LAKE


## Area, Road Length and Vehicle-wise Comparative Figures of Metros (2017)

Metropolitan Cities	Total Area (sq km)	Road Length(Km)	Total Reg. Vehicle
Kolkata	311.68	4018 (approx)	1607878
Mumbai	438	1950	223418
Delhi	1483	33198	10482757
Chennai	426	2847	5309038
Pune	427.86	3352	7700008
Bengaluru	1005	13000	7184109
Hyderabad	625	8803.47	2873796

## Comparative Traffic Accident Report of Metros (2017)

F = Fatal, SI = Serious Injury, MI = Minor Injury, NI = Non Injury, C = Cases, V = Victims

City	F		SI		MI		NI
	C	V	C	V	C	V	C
Kolkata	318	329	1234	1405	981	1154	598
Mumbai	467	490	1950	2336	653	951	90
Delhi	1565	1584	396	472	4621	6132	91
Chennai	1312	1347	2652	3181	3170	4019	382
Pune	360	373	607	710	358	441	182
Bengaluru	609	642	2046	2296	1407	1960	1002
Hyderabad	303	311	161	188	1903	2179	466



# The Impressive Squad



The Kolkata Traffic Police manages an extensive area of 284.812 sq. km which is apportioned into 25 Traffic Guards. Traffic management in such vast, busy and old metropolitan city is very complex and requires a very dedicated work force alongwith logical adaptation of modern technologies.

Kolkata Traffic Police have always portrayed themselves above the ordinary and have seamlessly blended Education, Engineering, Enforcement and Emergency Response, to affect the common goal of providing a faster, safer and friendlier road experience to the citizens of Kolkata.

This mammoth responsibility is shouldered by each and every member of this unit to overcome the myriad inadequacies and with the active support of the common masses this unit will continue to be the face and pride of Kolkata Police.

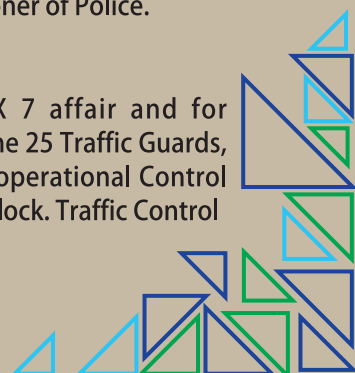


## Traffic Guards

There are a total of 25 Traffic Guards covering 284.812 sq km jurisdiction of Kolkata Police. Each of the Traffic Guards has a considerable number of Sergeants, Asst. Sub-Inspectors, Constables, Home Guards, Civic Volunteers and is led by two Inspectors of gazetted rank. A cluster of two or more Traffic Guards is supervised by one Assistant Commissioner of Police who reports to Deputy Commissioner of Police.

## Traffic Control Room

Traffic management is a 24 X 7 affair and for coordinating the functioning of the 25 Traffic Guards, Kolkata Traffic Police has a fully operational Control Room which operates round the clock. Traffic Control



Room not only coordinates the activities of the traffic guards but at the same time it liaises with other police divisions, offices, neighboring Commissionerates and superior Officers for ensuring smooth and unhindered traffic management.

### Traffic Computer Cell

Kolkata Traffic Police has a very modern and integrated Computer Cell. This unit is entrusted with an array of jobs - maintenance and customization of TRIIS (Traffic Information & Infrastructure System), maintaining Traffic Police official website hosted at NIC server, maintenance of payment gateways through 'Techprocess' in collaboration with ICICI Bank, maintaining Inventory Management System of Clothing Items, coordinating with Motor Vehicles Department for updating database of vehicle ownership and Driving License, providing technical support during Traffic Lok Adalats organized by DLSA and maintenance of high-end servers of Traffic department.

### Planning and Survey Section

This section is entrusted with the very important job of maintaining the traffic signaling system, traffic consoles and coordinating with the activities of various signal maintenance agencies. The job of this office is extremely vital in operating the modern integrated traffic signaling system presently adopted by Kolkata Traffic Police. This office is also responsible for procurement and placement of posters and hoardings related to spreading traffic awareness amongst the masses.

### Road Marking Section

Appropriate road marking is one of the main aspects of road engineering. Effective traffic management involves appropriately informing the road user about the traffic do's and don'ts through scientific road markings, placing proper street

furniture and adequate display of informatory signages. This Road Marking Section of Traffic department is entrusted with these vital jobs which are an integral part of traffic management.

### Hackney Carriage Branch

One of the primary reasons of traffic congestion in a crowded city like Kolkata is the co existence of fast moving motorized transport alongwith slow moving vehicles like- rickshaws, hand carts, cycle vans etc. and considering the socio-economic status of this city, these slow moving vehicles undoubtedly become important part of city transportation. Hackney Carriage branch is entrusted with the job of containing or regulating them within certain roads or areas so that they do not create impediment in the smooth flow of traffic along the major and important roads.

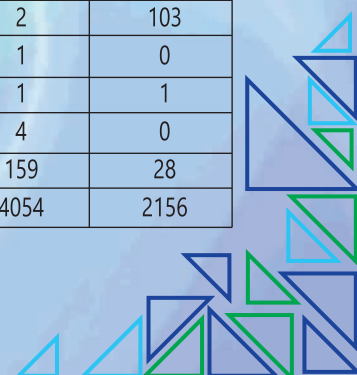


## Strength of Kolkata Traffic Police

as stood on 31.12.2017

**P= Permanent, T=Temporary, NI=Non Investigating, UB=Un-armed Branch**

Rank	Sanction Strength			2016 Strength	2017 Strength	Vacancy on date
	P	T	Total			
DC	2	2	4	2	3	1
A.C(NI)	6	10	16	16	16	0
A.C(inv)	2	5	7	7	7	0
Insp(NI)	33	53	86	86	86	0
Insp(I)	9	0	9	9	9	0
Inspectress	2	0	2	2	2	0
Sgt	249	661	910	703	710	200
SI	64	2	66	50	53	13
L/SI	4	0	4	2	2	2
L/ASI	4	0	4	4	3	1
ASI & ASI(UB)	334	139	473	468	466	7
Supernumerary						
ASI	50	0	50	39	31	19
Constable	2551	1729	4280	2253	2139	2141
L/Const	5	100	105	2	2	103
W/S Gr-1	1	0	1	1	1	0
W/S Gr-11	2	0	2	1	1	1
W/Helper	4	0	4	4	4	0
Police Driver	141	46	187	154	159	28
Total	3463	2747	6210	3812	4054	2156



### Anti-Pollution Cell

This unit is instrumental in curbing the air and noise pollution in the Kolkata Police jurisdiction. This unit is well equipped with state of the art vehicular pollution measuring devices - Smoke Meters. These devices measure the emissions of vehicular exhaust and its officers serve notices to those owners whose vehicle overshoots the permissible limits. This unit also prosecutes offenders who fail to comply with the prescribed rules for fitment and use of Air Horns in the city.



### Special Raid Section

This section is especially staffed and empowered to conduct special drives or raids against violators of traffic rules in any part of Kolkata Police jurisdiction. This section conducts such raids at random throughout the day till late night to deter traffic violators.



### Fatal Section

This section is primarily entrusted with the job of liaising with Police Stations for all prosecution related matters involving RTAs and consequent fatalities. It investigates and analyses all types of fatal and non-fatal cases for enabling framing of better road policies. This section is also the backbone for conducting Traffic Lok Adalats in collaboration with DLSA (District Legal Services Authority).



### Traffic Training School

Traffic education being one of the 4 E's of Traffic, has gained tremendous momentum in the recent past especially with the launch of Safe Drive Safe Life Campaign by the Government of West Bengal. Educating people in traffic rules for instilling road sense and discipline, has always been vouched as one of the focusing areas which can make the roads much safer and bring down accidents and consequent fatalities.

Traffic Training School is entrusted with this very important job of spreading education amongst all road users including the members of police fraternity.


### Traffic Court Offices

Kolkata Traffic Police has 3 Court Offices - at Alipore Court, Sealdah Court and Bankshall Court. These Court Offices deals with all

### Strength of Volunteers of Kolkata Traffic Police

as stood on 31.12.2017

Rank	2016	2017
Home Guard/ Lady Home Guard	1548	1483
Civic & Traffic Volunteer	546	336
Traffic Warden	99	135
Total	2193	2254





prosecution related legal matters and serves Court notices to those offenders who fail or neglect to settle pending vehicular prosecutions raised against them. These offices also provide support to organise Traffic Lok Adalats in the respective Courts.

### Motor Transport Office

A healthy vehicular fleet is undoubtedly one of the primary pillars of a modern policing system. This city is fast developing into a modern metropolis and to complement it, Kolkata Traffic Police boasts of an impressive strength of vehicular fleet - 205 four wheelers and 710 motor cycles, all maintained by this Motor Transport Office. This section also manages a fleet of 20 hydraulic wreckers (on PPT model) and 4 Government Wreckers which are strategically placed in 25 traffic gaurds so that any broken down vehicle can be removed from the carriageway in minimum possible time.

### Reserve Office

This office is responsible for maintaining the entire personnel database of Traffic Department including the induction, postings/transfers, rewards/punishments, leave, welfare, retirement/pension benefits, medical claims, maintenance of service books, pay fixation etc. of each individual from the rank of Constables upto Assistant Commissioner of Police.

### Public Grievance Cell

This section primarily deals with the various kinds of complaints received via social media platforms, emails or



posts. The complaints are caused to be investigated by an Assistant Commissioner or Deputy Commissioner and upon their report adequate steps are taken by this office in redressal of the grievances or providing adequate feedback to the complainant.

### Law Cell

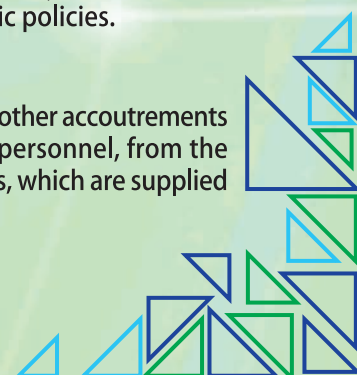
This section deals with all legal matters arising out of prosecutions or otherwise. This section also maintains liaison with the Law cell and legal Advisor of Kolkata Police Directorate in discharge of their functions.

### Statistics Section

This section is responsible for accumulation and analysis of all types of traffic related data which essentially includes prosecutions, accidents, fatalities etc. This office also prepares periodic reports for submission before Supreme Court Committee for Road Safety and also serves as guides for framing effective traffic policies.

### Clothing Section

This section caters to all uniform and other accoutrements related matters of all traffic police personnel, from the rank of Civic Volunteers to Inspectors, which are supplied as standard from the department.



# Jaaago Olympiad

In August 2016, with the guidance of Honorable Chief Minister Smt Mamata Banerjee - Kolkata Police & KarmYog for 21st Century, took up the cause of Road-safety and launched a massive movement in the city of Kolkata. The objective of this movement was to develop a model program that would transform the road-culture in the city, which would then be scaled state wide to impact the lives of citizens.

The campaign was designed to engage the citizens via KarmYog's award-winning OmniDELTM approach, which included a variety of interventions marrying mass education with mass media. The epitome of the movement was the Kolkata JAAAGO Road Safety OlympiEd - a one-of-its kind game based competition which engaged over 25 thousand participants directly via a specially designed game that anchored as much on athletic prowess as on mental agility about road-culture.

The most significant impact was the measurable difference in the casualties from traffic accidents during

this period. In 2017 the number of fatal accidents in Kolkata came down by over 36%... Compared to the annual average of the 448.1 fatalities recorded in the city for over 28 years, in 2017 the number dropped to 332. Prior to this, the minimum number of fatal accidents that was recorded was 354. This was in 1989, when the number of vehicles on the road was a fraction of current levels, and the coverage area under Kolkata Traffic Police was a third of its current dimensions.

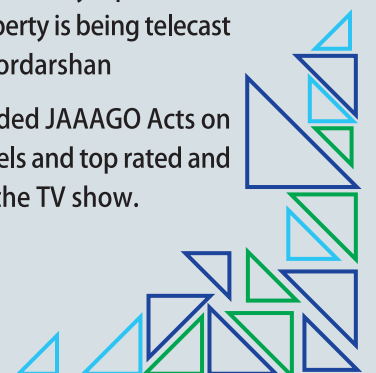
The citizen connected through a 360-degree engagement on a continuous basis with a digital and media spine running through OmniDELTM interactive multimedia concerts, fun interactive media workshops, Apps, dedicated TV show on road safety. All this was driven through JAAAGO Learning clubs set up in 350 schools and 25 traffic guards. In a tumultuous response to the program, the first year itself saw more than 2 lac school-children, drivers and vehicle owners register to the Kolkata JAAAGO Learning Clubs.





### Attributes of the campaign executed in Kolkata

1. 25,000 citizens participation: 1000 citizens across different age groups and SECs participated across 25 zones in the Prelims which culminated in the Semi-Finals and Finals
2. Celebrity Engagement: All major celebrities and leading citizens of Kolkata were ambassadors and associated with the even included association at zonal level
3. Intra-Zonal Identity: Citizens of each zone competed against each other e.g IPL, PBL, Pro Kabbadi League team identities
4. 50 Episodes TV Show: The OlympiEd was converted into On-Air TV property is being telecast on ETV News Bangla and Doordarshan
5. JAAAGO Acts: Schools uploaded JAAAGO Acts on the App and on digital channels and top rated and best Acts also performed in the TV show.



# Safe Drive Save Life Conference and Exhibition



A high level Conference was held at NIS on 10th and 11th January 2018, where the focus was on the impact of new technology, innovations and India specific requirements for traffic management.

With the participation from Senior Police Officers from across the country, Educationists, Academicians and Research scholars in the field of Road Engineering and Traffic Management, Experts in the field of Mass Education, Medical Practitioners and traffic technology, this conference was an open platform for exchange of information and sharing of real life experiences that have led to effective management of traffic and improvement of road safety standards.

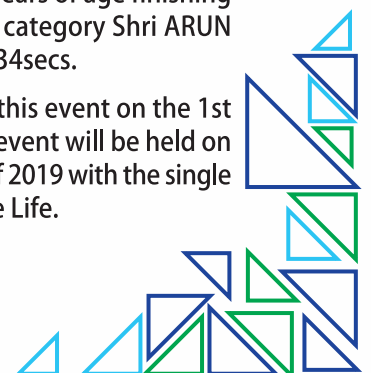
The vision for this Conference was to make the roads of the country faster, safer and friendlier for all types of road users.

The conference was a huge success and an enriching experience for all with exchange of ideas, experiences and sharing of traffic technologies in vogue. All the participants lauded such maiden venture of Kolkata Police and expressed their desire to participate in the coming years.



On the Race Day, the first to run were the participants in the 21K Category who were led to the Start Line escorted by the celebrated Kolkata Mounted Police. The winner of this race in the men's open category was RISHIKESH CHAKRABORTY who timed 1hr 10mins 24 secs, while his counterpart in the women's category was SABINA KHATUN who clocked 1hr 29mins 3secs. It was extremely encouraging to see men above 60 years of age finishing the 21K Run and the winner in this category Shri ARUN KUMAR SINGH clocked 1hr 59mins 34secs.

Kolkata Police has decided to hold this event on the 1st Sunday every year. So, in 2019, the event will be held on 6th January - being the 1st Sunday of 2019 with the single desire of promoting Safe Drive Save Life.








# SDSL Half Marathon

The Kolkata Police Safe Drive Save Life Half Marathon first edition was held on 7th January 2018 - being the 1st Sunday of the year - and to mark the International Road Safety Week. The event was flagged off by Shri Rajeev Kumar IPS, Commissioner of Police, Kolkata, in the presence of several other eminent personalities from different walks of life with the objective of spreading the message of Safe Drive Save Life across the city and beyond it.

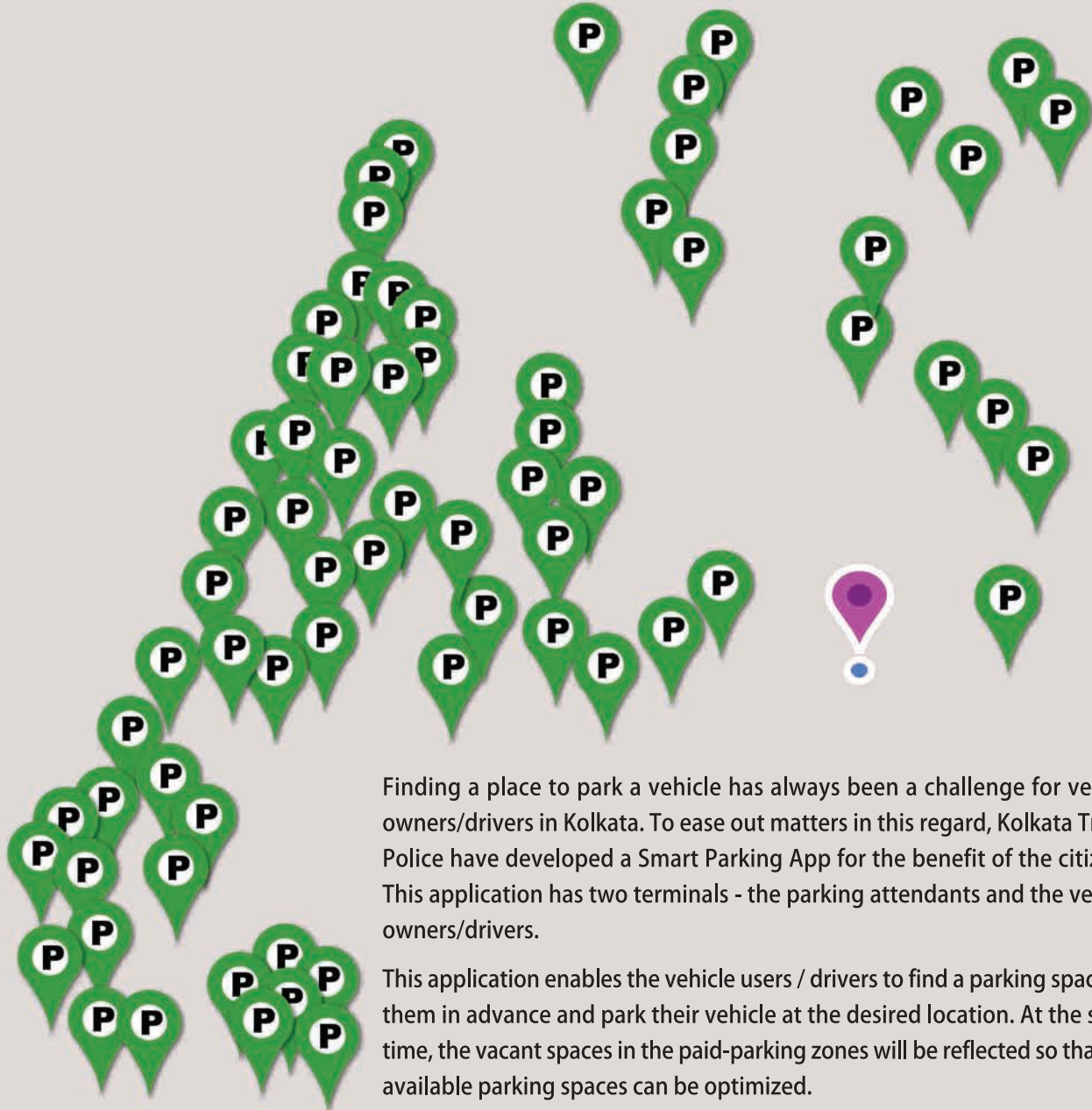
There was participation from nearly 13,000 enthusiastic runners - amateur as well as professional - from across the nation - making this event a grand success.

There was a total of 56 Podium Winners - both male and female - in 14 different categories. All participants were given Race Day T - Shirts and all finishers in the 5K Fun Run were rewarded with FINISHERS Medal. Total of Rs. 6, 10, 000/- were given away as prize money to the different Podium Winners.





# Smart Parking App



Finding a place to park a vehicle has always been a challenge for vehicle owners/drivers in Kolkata. To ease out matters in this regard, Kolkata Traffic Police have developed a Smart Parking App for the benefit of the citizens. This application has two terminals - the parking attendants and the vehicle owners/drivers.

This application enables the vehicle users / drivers to find a parking space for them in advance and park their vehicle at the desired location. At the same time, the vacant spaces in the paid-parking zones will be reflected so that the available parking spaces can be optimized.

As a pilot, the project is being implemented in Park Street and Camac Street area wherein Kolkata Traffic Police have provided the parking attendants of KMC fee-parking zones with Android phones free of cost and necessary training so that the desired services can be offered to the commuters and parking status can be constantly updated through the App.

To avail such facilities anyone can download the respective version from Google Play Store for free or can log-in through BONDHU App.

Till date 680 Mobile devices have been distributed amongst the parking attendants throughout the city for using this Parking application and more than 10,000 users have downloaded this application.





# Smart Parking



We propose a universal and flexible solution



Vehicle user Application



Provides valuable information about Parking Availabilities, Rates, Search and Navigation to the Parking Places, QR Based Vehicle Identification



**PARKING CAMERA INTEGRATION**  
(Future Development)



**MANAGEMENT WEB PORTAL**



**REAL TIME STATISTICS**  
Occupancy, Payment, Booking, Parking Access rights



**CLOUD BASED BIG DATA PLATFORM**



**PARKING PAYMENT**



**VEHICLE DETECTORS**  
(Future Development)



**ONLINE PAYMENT**  
(Future Development)

Dashboard & Reporting

Provides All Master Configuration, Agency, Parking Area/Slot, Rates Entry/Edit, and Types of Customized Reports



Parking Agent Application

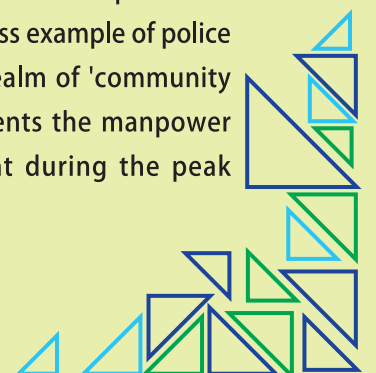
Provides Easy booking by Scan QR or Manual Entry, Easy Vehicle Registration, End Parking by swiping, Parking Slip Generation, Real Time SMS Alert




# Traffic Wardens' Organisation



The Traffic Wardens of Kolkata Traffic Police are members of general public who assist the regular force in the day to day traffic management as well as on important occasions. The members of this organization render voluntary service to the society without any remuneration and also enrich the department with their valuable suggestions and aspirations from the view point of a common public. They are a first class example of police and public participation in the realm of 'community connect' and significantly augments the manpower requirements of the department during the peak traffic hours.





# Hall of Honour



**Biswajit Ghoshal**  
*Assistant Commissioner of Police*  
*Kolkata Police Force*



**Upal Gangopadhyay**  
*Inspector*  
*Kolkata Police Force*



**Raj Kumar Singh**  
*Inspector*  
*Kolkata Police Force*



**Raj Kumar Singh**  
*Inspector, Kolkata Police Force*



**Prosenjit Chakroborty**  
*Inspector, Kolkata Police Force*





**Debasish Ghosh**  
*Assistant Commissioner of Police  
Kolkata Police Force*



**Bibhas Kumar Mondal**  
*Inspector, Kolkata Police Force*



**Anjan Debnath**  
*Sergeant, Kolkata Police Force*



**Subhrangshu Mudli**  
*Sergeant, Kolkata Police Force*



**Bapi Halder**  
*Asst Sub Inspector, Kolkata Police Force*



# Surveillance 24 x 7

Electronic surveillance is gaining momentum these days and Kolkata Traffic Police have eagerly inducted such modern technology for extensive supervision over the traffic activities through their 1500+ CCTV cameras ideally located all over the city. These cameras provide live feed to the Traffic Control Room round the clock and they are constantly monitored by police personnel. The feeds are stored in our server for a period of maximum 20 days and are extensively utilized to study/research any accident or law and order incident while also serving as valuable evidence. The stored footages have many a times helped the investigating agencies in solving a number of criminal cases. The cameras provide the Traffic Control Room with numerous eyes not only to supervise the traffic situations on road but it also helps in establishing a better coordination channel between the traffic guards via Traffic Control Room. This section also keeps the citizens updated with instant posts of traffic situations through the social media platforms like Facebook and Twitter.





# Emergency Response

**24 Hrs Helpline  
033 - 66070707  
or 1073**



## Vantage Points of KARMA Ambulances:

Day time = 08:00 hrs. to 20:00 hrs.

Sl.	Duty Place
1	Raja Bazar Crossing.
2	Parama Island.
3	Dorina Crossing.
4	Shyambazar 5 Point.
5	Girish Park.
6	DRO Port Division Office.
7	NPPS.
8	Jadavpur 8 B Bus Stand.
9	Behala Chowrasta. ( 08:00 hrs to 18:00 hrs.)
10	Hestings.
11	Balligunge Phari .
12	Raj Bhavan S/Gate.
13	Ruby Hospital/Shyamolima.
14	Hazra/Harish Chatterjee St. Crossing.

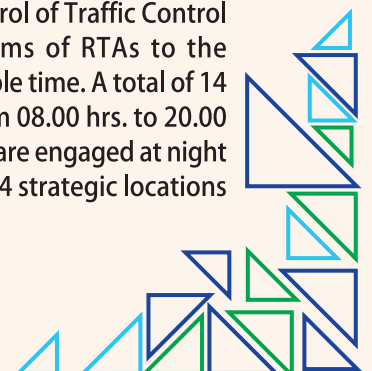
Night time = 20:00 hrs. to 08:00 hrs.

Sl.	Duty Place
1	Parama Island.
2	Dorina Crossing.
3	Shyambazar 5 Point.
4	Balligunge Phari .



## KARMA Kolkata Accident Rescue & Medical Assistance

Kolkata Traffic Police in collaboration with Medica Superspeciality Hospital operates a commendable fleet of Trauma Care Ambulances called KARMA. The paramedical staffs of these ambulances are provided by the Medica Superspeciality Hospital and are extremely valuable in providing the basic medical facilities to any person who requires medical assistance on the roads. The ambulances are stationed at various locations in the city and function under the direct control of Traffic Control Room for transporting victims of RTAs to the hospitals in the shortest possible time. A total of 14 Ambulances are engaged from 08.00 hrs. to 20.00 hrs at 14 vantage points and 4 are engaged at night from 20.00 hrs to 08.00 hrs. at 4 strategic locations in the city.








## Number of Accident victims removed by Trauma Care Ambulances

From 1st Jan 2017 to 31st Dec 2017

Person Attended	<b>3961</b>
Released After First Aid	<b>1072</b>
Admit to Hospital	<b>3097</b>
Extra Paitant from Actual Call	<b>348</b>



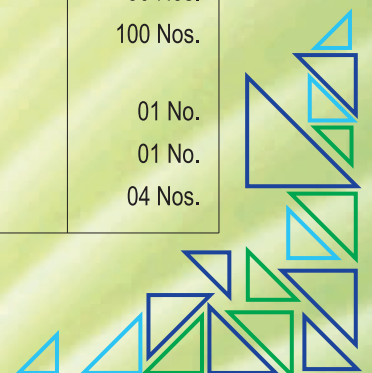
# Harnessing Technologies



Traffic Police has seamlessly inducted modern technological advancements for affecting improved traffic management and at the same time provide an acceptable degree of transparency in its functioning. Technologies in the form of gazettes, hardware systems and software systems are being constantly upgraded to provide the citizens with a refined traffic system and better travelling experience.

## Modern Equipment Procured in Traffic Department in the year 2017

Sl	Equipment	Quantaty
1	Body Camera Drive Pro.	1000 Nos.
2	Police Body Light.	1040 Nos.
3	Biometric Finger print Sensor for Self Help Kiosk of KP.	20 Nos.
4	Enforcer Cam.	14 Nos.
5	Kent Inbuilt RO purifier with chiller.	32 Nos.
6	Car fire Extinguisher.	197 Nos.
7	Touch Screen Monitor.	10 Nos.
8	Image Capture R.L.V.D .	36 Nos.
9	Annual Renewal web based Vehicle tracking service (GPS Tracking )	24 Nos.
10	Readymade Kiosk for Kolkata Police.	07 Nos.
11	Motorola Man-Pack Set Batteries GP - 328 Li-on 2350 mAh.	1000 Nos.
12	Global positioning System (GPS) for KP. Ambulance .	02 Nos.
13	Rader Speed Sign.	70 Nos.
14	Smart TV 43 inches	04 Nos.
15	Breath Analyzer Machine.	30 Nos.
16	HONDA Portable Generator for AVL Pollution Machine.	30 Nos.
17	D - Hook Ear set with flexible microphone for GP - 328 Motorola Man- Pack set.	100 Nos.
18	(I) Ricoh Photocopier.	01 No.
	(II) Konica Minolta Digital Photocopier.	01 No.
	(III) Konica Minolta Photocopier.	04 Nos.





## Tools of Technology

- 1 Speed Radar Guns are used to detect the over-speeding vehicles.
- 2 Variable Message System at important road crossings provide information on diversion of traffic and sensitise the pedestrian about their rights and responsibilities.
- 3 CCTV are installed at strategic locations to monitor traffic flow centrally from Lalbazar Traffic Control Room.
- 4 Tetra handheld wireless sets with GPS facilities have been provided to traffic officers to improve mobility and communication.
- 5 Breath analyser is also used to detect drunken driving.
- 6 All the traffic guards are connected with central server through VPN (Virtual Private Private Network) system, which helps us to maintain traffic data in a scientific manner.
- 7 Traffic alerts in case of congestion or diversion through FM Radio, FaceBook & Twitter is provided to common people.
- 8 Online payment has been initiated for hassle-free payments of fine amounts against traffic prosecution.
- 9 Social networking platforms like FaceBook & Twitter are gaining on popularity everyday. Keeping pace, the KTP Face Book Page presently boasts of more than 139552 followers.



# Educating the Masses



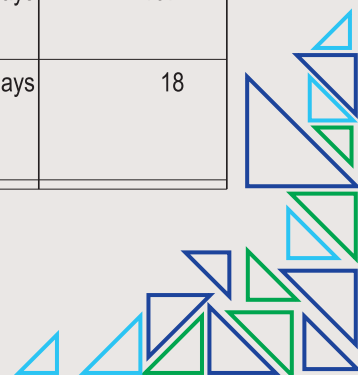
Educating all strata of society for improving traffic awareness and instilling better road discipline will subsequently result in decreasing the RTAs and consequent fatalities. Traffic Training School is the pivotal agency which liaises with various schools, colleges, social clubs, corporate houses, public transport unions etc for imparting road safety education. Through the learning clubs of 25 Traffic Guards, Kolkata Traffic Police have been able to educate a very broad spectrum of road users and such have a very positive effect in reducing the RTAs of the city. Various traffic awareness workshops for the masses are organized throughout the year including tailored courses and health check-up camps for the in-service traffic police personnel.






## Activities of TTS- 2017

SL	Name of Training/Workshop	Date/Duration	Trainees
1	Inspectors (Capsule Course )	18 Days	4
2	Sgts (Capsule Course )	18 Days	70
3	SIs of W.B.P (Capsule Course )	18 Days	2
4	ASIs ( Capsule Course ) KP	40 Days	164
5	ASIs (Non-Fatal- Case investigation procedure training )	04 Days	32
6	Constables (Capsule Course ) KP	40 Days	208
7	ASIs of W.B.P(Capsule Course ) WBP	40 Days	12
8	Constables of W.B.P (Capsule Course )	40 Days	26
9	Home Guards Training Programme	36 Days	233
10	Civic Volunteers Training Programme	24 Days	78
11	Traffic Volunteers Training Programme	80 Days	175
12	Offending Drivers Training at TTS	04 Days	109
13	Traffic Wardens Monthly Parade	03 Days	33
14	24th Batch of the newly recruited Traffic Wardens	33 Days	38
15	W.B.Police - Visit to TTS for Safety Education	05 Days	140
16	NCC Cadets deployed during Durga Puja - 2017	06 Days	1000
17	NGO Volunteers deployed during Durga Puja - 2017	06 Days	400
18	Spinal check-up for TP Sergeant (MC)	12 Days	441
19	Lecture at PTS on the subject 'Non-Technical aspect on driving Cadet Sub.Inspectors and ASIs of Excise of Directorate.	04 Days	119
20	Road Safety Awareness Programme for SI, ASI, & Constable of Excise Department at PTS	01 Day	23
21	Road Safety Awareness Programme for Police Drivers at PTS Auditorium	15 Days	1578
22	Awareness Programme by KARMYOG and Traffic Guard Group for (School Students) starting from 06.08.2016 to 31.12.2017	147 Days	99613
23	Awareness Programme by KARMYOG and Traffic Guard Training for (Drivers) starting from 22.09.2016 to 31.12.2017	100 Days	77727
24	On 04.02.2017, Sgt. Rudranath Mukherjee attended a Road Safety Awareness Programme organised by Johnson Lift Company at Surya Sen Bhawan (opposite South City Mall)	1 Days	65
25	On 10.02.2017, Sgt. Arijit Roy attended a Road Safety Awareness Programme organised by Tara Devi Harakh Chand Kankaria College	1 Days	107
26	On 04.03.2017, Sgt. Rajesh Bhandari attended a Traffic Education Examination as faculty under Physical Education & Social Service subject in connection with M.P. (S.E) -2017 at Adarsha Vidyamandir, 55, Surya sen street, kolkata -9.	1 Days	18



## Activities of TTS- 2017

SL	Name of Training/Workshop	Date/Duration	Trainees
27	On 11.04.2017, Insp. Prosenjit Chakraborty & Sgt. Rajesh Bhandari attended a Road Safety Management Class as faculty at ATI Salt Lake.	1 Days	23
28	On 21.05.2017, Insp. Prosenjit Chakraborty & Sgt. Rajesh Bhandari attended a Class regarding 'Traffic Rules & Regulation' as a faculty at Renault Rajarhat Showroom, Auto Hub, New Town, Kolkata.	1 Days	93
29	On 08.06.2017, Insp. Prosenjit Chakraborty & Sgt. Rajesh Bhandari attended a Class regarding 'Road Safety Management as a faculty at ATI Saltlake, Kolkata.	1 Days	23
30	On 13.06.2017, Sgt. Rajesh Bhandari attended a Class regarding 'Road Safety Awareness' as a faculty at TATA AIA Ground, Kolkata.	1 Days	30
31	On 10.07.2017, Insp. Somnath Mukhopadhyay, Sgt. Rajesh Bhandari & Sgt. Arijit Ray attended a Class regarding 'Awareness Programme' as a faculty at Arya Parishad Vidyalaya , Nimak Mahal Road Kolkata. Near BNR.	1 Days	344
32	On 19.07.2017 Sgt. A Ray attended a Sensitization Class as Faculty at Lalbazar.	1 Days	17
33	On 29.07.2017 Insp. Somnath Mukhopadhyay Sgt. Arijit Ray & Sgt. Rudranath Mukherjee attended a class to "Life Project 4 youth (NGOs)" at TTS, Tala	1 Days	17
34	On 19.08.2017 Sgt. Rajesh Bhandari attended a Class regarding 'Awareness Programme' as a faculty at ICICI Prudential, Kishore bhavan, 17 R.N. Mukherjee Road, Kolkata - 700001.	1 Days	35
35	On 26.08.2017 Sgt. Rudranath Mukherjee attended a Class regarding 'Awareness Programme' as a faculty at ICICI Prudential, Express Tower, 42A Shakespear Sarani Kolkat – 700017.	1 Days	25
36	Insp. Somnath Mukhopadhyay attended a class for Motor Training School Trainees at IIT Kharagpur.	2 Days	181
37	On 30.08.2017 Insp. Somnath Mukhopadhyay & Sgt. Rajesh Bhandari attended a Class regarding 'CPR' in Road Traffic Accident Cases as a faculty at SVSPA, Barrackpore.	1 Days	20
38	On 28.10.2017 Insp. Prosenjit Chakraborty & Sgt. Rajesh Bhandari attended a Class regarding 'CPR' as a faculty at SVSPA, Barrackpore, (Sub Inspector of WBP )	1 Days	25
39	On 22.11.2017 Insp. Somnath Mukhopadhyay & Sgt. Rajesh Bhandari attended a Class regarding 'Traffic Awareness to sensitize Public & Students' as a faculty at Domjur, Howrah	1 Days	400
40	On 12.12.2017 Sgt. Rudranath Mukherjee attended a Class regarding 'Traffic Awareness Program' as a faculty at NCC Clubhouse Park street for cadets.	1 Days	179
<b>Grand Total</b>			<b>183827</b>




# Connecting via Social Media



Different issues posted in Kolkata Traffic Police Facebook page for the year 2017

Related issues	Nature of Complaint	No of Complaints
Taxi	Refusal	380
	Demanding Excess Fare	65
	Defective Meter	48
	Shuttle	52
	Fare Without Receipt	10
Auto	Excess Passenger	25
	Excess Fare	57
	Misbehaviour	18
	Route Truncation	28
	Rash Driving	23
	Regarding Change	3
Bus	Signal Violation	15
	Stop Line Violation	9
	Illegal Stoppage	12
	Issue of Coupon	1
Police/Vehicle	Kp Logo	15
	Without Helmet	39
	Misbehave	2
	Signal Violation	14
Road	Road Congestion	31
	Road Marking	3
	Bad Condition	12
Signal System	Defective Signal	11
	Covered By Trees	4
	New Signal Post	3
Pollution	Honking	2
	Emitting Excessive Smoke	55
Slow-moving	Rickshaw Van	11
	Hand Cart	4
Parking	Illegal Parking	85
	Non Availability of Parking Place	25
Two-wheelers	Without Helmet/Excess Pillion Rider	4
Others	Entry of Lorry In Restriction Period	15
	Misc Complaints	105
<b>Total</b>		<b>1186</b>





# Glimpses@Safety



# Curbing Violations



Development of a city directly results in the increment of its vehicular count. Kolkata has since the recent past witnessed exponential growth in the vehicular count. In order to manage the huge vehicular density albeit limited road space calls for well devised strategies which will act as deterrence against willful violators of traffic rules and regulations.

Kolkata Traffic Police have a well defined and transparent prosecution system for restraining the violators. We have also inducted modern technologies like- App based KTP challan, CCTV based prosecutions, automated speed laser gun with instant SMS of prosecutions, Citation App cloud storage of CCTV based prosecutions etc. Making the city roads faster and safer had always been a priority of Kolkata Traffic Police and all efforts are being done to achieve it as logically and humanely as possible.



## Revenue from Traffic Cases (2010 to 2017) (Amount In Rupees)

Year	Bank	Wrecker	Court (Motorised Transport)	Spot Fine	Smv Court (Non-motorised Transport)	Total
2010	46944727	2813500	32125110	77717874	1310090	160911301
2011	50323660	3248500	31947100	88316160	1797110	175632530
2012	47591429	3488800	71392010	124235914	4200270	250908423
2013	36625054	827500	91170730	145270905	3662980	277557169
2014	42301007	363300	99253210	154697395	1427530	298042442
2015	50550755	222000	128955000	189240600	1193740	370162095
2016	40486582	115100	139900012	239358155	849120	420708971
<b>2017</b>	<b>40486584</b>	<b>92500</b>	<b>168067322</b>	<b>259019175</b>	<b>859480</b>	<b>524109211</b>



## Year-wise Traffic Rules Violation Cases (2013 to 2017)

Case Head	2013	2014	2015	2016	2017
Drunk -Driving	16	193	1755	1829	3887
Over Speeding	2480	10577	7309	16581	28577
Over loading	0	2	1	1	7
Rash & Negligent Driving	77048	77454	108581	113818	102943
Lack of Vehicular fitness	865	857	1320	1694	1941
Signal violation	251104	218768	209184	274440	261969
Driving without helmets/seat belts	91526	112057	204725	255155	251052
Use of mobile phones while driving	14178	12324	11596	17204	38876

## Year-wise Total Traffic Rules Violation Cases (2010 to 2017)

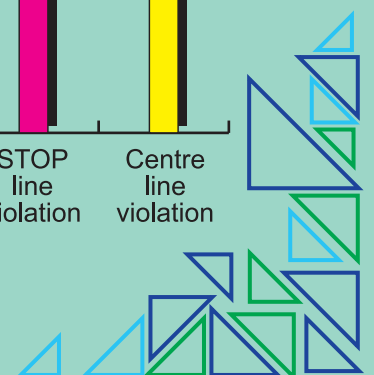
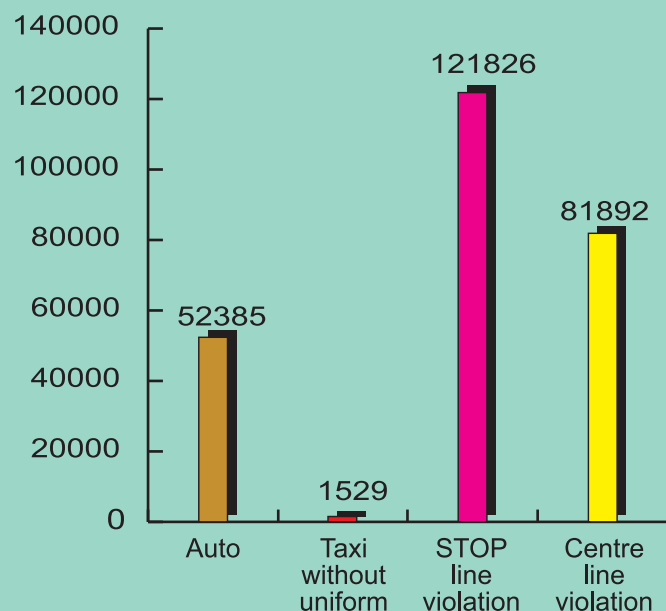
Year	Compound	Citation	Other Cases		Grand Total
			Wrecker	Complain	
2017	1936447	5479910	53195	828	7470380
2016	1904406	4199985	56528	239	6161158
2015	1742932	5064087	1767	1344	6810130
2014	1542644	4923104	47882	2163	6515793
2013	1566111	3738011	50111	1698	5355931
2012	1329199	2447932	32165	1985	3811281
2011	955493	2254511	22149	827	3232980
2010	808492	1921342	20629	513	2750976

## Different Traffic Rules Violation Cases (2017)

Rules	Case
Dazzling Light 299(1)WBMVR/177MVA	855
Defective Tyre 94(2)CMVR/190(1)	340
Defective Wiper 101CMVR/177MVA	4229
Rear View Mirror 217WBMVR/177MVA	17219
Obligatory Light 105CMVR/177MVA	13081
Without Seat Belt 125(1),138(3)CMVR/177MVA 138(III)CMVR/177MVA	38701
Clamp 127(1)+201	39953



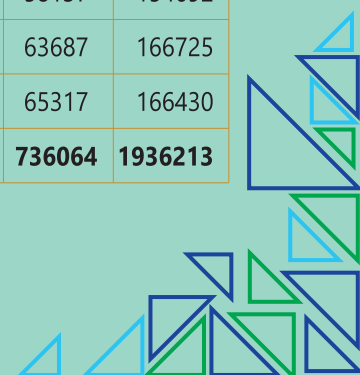
## Case figures of Different Sections of MVAct (2017)





### Month-wise Prosecution Report of MVA,WBMVR and CMVR (2017)

Month	184 MVA	115 MVA	316 WBMVR	301 WBMVR	122 MVA	122(IP) MVA	39 MVA	66 MVA	119 MVA	23(i) WBMVR	94(ii) CMVR	Other	Total
JAN	8812	2409	5830	9958	48458	3780	936	402	24611	62	2311	42074	149643
FEB	8690	2765	7021	10652	45654	3603	970	454	23832	55	2288	54847	160831
MAR	9395	3253	7007	10543	43192	3844	849	393	22971	97	1898	62710	166152
APR	9108	2307	7900	11149	45114	4134	860	444	24482	54	1863	58127	165542
MAY	9844	2609	8012	11126	44670	4854	1040	469	24652	54	2015	61204	170549
JUN	9201	2614	7483	10580	39519	4698	890	434	21139	48	1974	64778	163358
JUL	8924	2333	6876	9604	37917	4113	847	425	19124	51	1842	67721	159777
AUG	8559	2407	6925	9890	38695	5323	912	455	20239	60	1601	71866	166932
SEP	7116	3194	5201	7707	33183	4999	754	399	15990	26	1417	65596	145582
OCT	7248	3463	6209	9620	41258	4880	785	367	21152	28	1545	58137	154692
NOV	8098	2534	6771	10481	43991	5879	1020	468	22215	29	1552	63687	166725
DEC	7948	2374	6657	10516	43086	5933	909	419	21562	55	1654	65317	166430
<b>TOTAL</b>	<b>102943</b>	<b>32262</b>	<b>81892</b>	<b>121826</b>	<b>504737</b>	<b>56040</b>	<b>10772</b>	<b>5129</b>	<b>261969</b>	<b>619</b>	<b>21960</b>	<b>736064</b>	<b>1936213</b>





Traffic Cases Disposed & Revenues from Lok Adalat (2015 ~ 2017)

	2015	2016	2017
<b>Total Traffic Case Disposed</b>	706948	590352	<b>1245929</b>
<b>Total fine realisation in ₹</b>	25920020	21407502	<b>46454450</b>

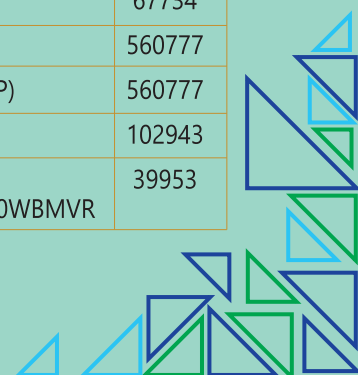
## Details of Rash Driving Cases (2017)

Vehicle	Cases
Ambulance	43
Auto	3183
Two Wheeler	29507
Jeep	48
Private Car	21352
Taxi	8041
Luxury Taxi	18520
Omni Van	3
State Bus	85
Private Bus	12553
Mini Bus	2313
Luxury Bus	63
School Bus	9
Crane	12
Tractor	3
Heavy Goods Vehicle	1288
Medium Goods Vehicle	654
Light Goods Vehicle	5256
Trailer	9
<b>Total</b>	<b>102943</b>



## Section-wise Different Case Figure (2017)

Section	Cases
115/194(1)MVA	32262
129/177MVA	144617
128/177MVA	67734
122/177	560777
122/177MVA+(IP)	560777
184/184MVA	102943
127(1)/201MVA +201(1)MVA/350WBMVR	39953



# Keeping Kolkata Green

Kolkata is fast transforming into a cosmopolitan city and such exponential growth has a direct adverse effect on its environment. Kolkata has become one of most polluted cities in the country in terms of air and noise pollution. Statistics reveal that vehicular emissions is one of the major contributing factors for

the high SPM levels in the city coupled with insane use of Air Horns contributing to noise pollution.

Kolkata Traffic Police is not only committed to make the city roads faster and safer but at the same time it endeavors to provide the citizens with a green city as well. In order to

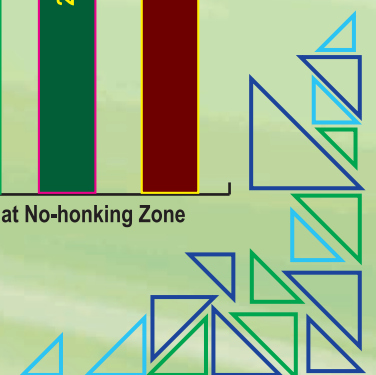
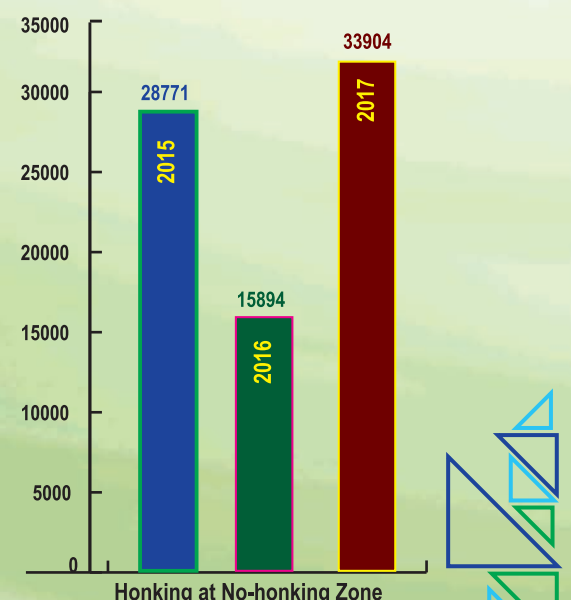
curb vehicular air and noise pollution, there is a dedicated Anti-Pollution Cell equipped modern Smoke Meters and a dedicated work force which works round the clock and conducts raids at random locations to book perpetrators who undermines legal provisions.



Vehicle-wise Air Pollution & Air Horn Cases (2015 to 2017)

Types of Vehicle	2017		2016		2015	
	Air Pollution	Air Horn	Air Pollution	Air Horn	Air Pollution	Air Horn
Auto	0	0	0	0	103	1
Private Bus	35	466	09	581	27	489
Mini Bus	4	8	1	3	0	0
Luxury Taxi	1738	0	17	0	0	3
Chartered Bus	0	38	0	50	0	101
Goods Vehicle	479	3466	68	2732	0	5141
Car	725	0	18	0	63	0
Taxi	6521	0	1654	0	1366	0
Two Wheeler	4	0	0	0	4	0
<b>Total</b>	<b>9506</b>	<b>3978</b>	<b>1767</b>	<b>3366</b>	<b>1563</b>	<b>5735</b>

Year-wise Prosecution against No Honking Violation (2014 to 2016)





# Results of Indifference

Growth in vehicular population will advertently raise safety concerns on roads. The increment in vehicle density in Kolkata incommensurate with its development has serious bearing on road safety seeking serious attention. Kolkata Traffic Police, being committed to provide safer roads to its citizens, is making concerted efforts through engineering, enforcement and education. However for achieving the desired results in road safety, an active cooperation and strict road discipline is solicited from the masses as well.



## Vehicle-wise Fatal and Non-fatal Cases & Victims (2017)

**F = Fatal, SI = Serious Injury, MI = Minor Injury, NI = Non Injury, TA = Total Accident, C = Cases, V = Victim**

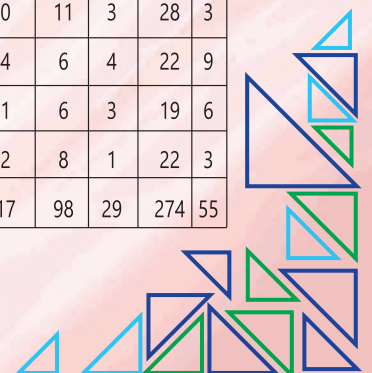
Vehicle Type	F		SI		MI		NI		TA	
	C	P	C	P	C	P	C	P	C	P
S/Bus	9	9	19	22	14	18	9	51	49	
P/Bus	59	60	195	202	140	176	67	461	438	
M/Bus	15	17	21	24	23	28	18	77	69	
Taxi	13	14	136	149	135	144	70	354	307	
Auto	7	7	63	65	45	56	9	124	128	
HGV	54	56	79	100	74	103	147	354	259	
MGV	5	6	19	24	24	30	33	81	60	
LGV	12	12	63	76	56	59	40	171	147	
P/Car	37	38	246	309	247	287	165	695	634	
Two Wheeler	52	55	223	254	145	166	17	437	475	
Tram	0	0	0	0	0	0	0	0	0	
Police Vehicle	0	0	0	0	1	1	2	3	1	
Bi/Cyclist	0	0	0	0	0	0	0	0	0	
Rick/Puller	0	0	0	0	0	0	0	0	0	
Unknown Vehicle	48	48	150	159	68	74	15	281	281	
Others	7	7	20	21	9	12	6	42	40	
<b>Total</b>	<b>318</b>	<b>329</b>	<b>1234</b>	<b>1405</b>	<b>981</b>	<b>1154</b>	<b>598</b>	<b>3131</b>	<b>2888</b>	



## Gender and Age-wise Classification of Road Fatalities (2017)

**C=Case, P=Person, M=Male, F=Female**

	Total		Death - 2017									
			Below 18 Years		18Years to 30 Years		31Years to 50Years		Above50 Years		Total	
	C	P	M	F	M	F	M	F	M	F	M	F
Jan	36	38	0	2	9	0	11	1	12	3	32	6
Feb	21	21	0	0	1	0	8	2	6	4	15	6
Mar	30	30	2	0	5	0	8	2	10	3	25	5
Apr	25	27	0	2	4	1	10	0	9	1	23	4
May	23	25	4	0	4	0	11	2	4	0	23	2
Jun	33	34	2	1	4	0	10	2	12	3	28	6
Jul	24	25	0	0	8	0	10	1	3	3	21	4
Aug	16	17	0	0	4	0	1	0	11	1	16	1
Sep	31	31	0	0	7	0	10	0	11	3	28	3
Oct	30	31	0	0	10	1	6	4	6	4	22	9
Nov	24	25	3	2	5	0	5	1	6	3	19	6
Dec	25	25	2	0	9	0	3	2	8	1	22	3
<b>Total</b>	<b>318</b>	<b>329</b>	<b>13</b>	<b>7</b>	<b>70</b>	<b>2</b>	<b>93</b>	<b>17</b>	<b>98</b>	<b>29</b>	<b>274</b>	<b>55</b>





## Gender and Age-wise Classification of Serious Injury (2017)

C=Case, P=Person, M=Male, F=Female

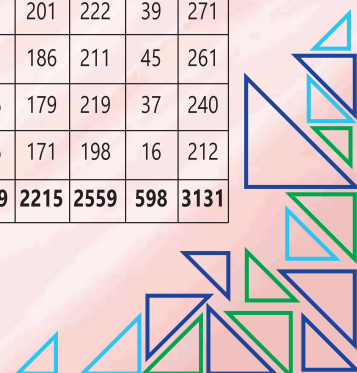
Month	Total		Serious Injury 2017									
			Below 18 Years		18Years to 30 Years		31Years to 50Years		Above50 Years		Total	
	C	P	M	F	M	F	M	F	M	F	M	F
Jan	137	150	3	4	41	5	49	12	29	7	122	28
Feb	108	122	4	1	35	5	40	6	23	8	102	20
Mar	114	122	6	1	28	7	42	8	26	4	102	20
Apr	95	110	5	3	31	1	36	4	22	8	94	16
May	105	128	2	1	36	1	44	19	16	9	98	30
Jun	84	94	0	2	27	4	34	5	16	6	77	17
Jul	85	94	1	0	24	3	37	14	9	6	71	23
Aug	86	97	3	5	21	4	34	5	19	6	77	20
Sep	113	121	5	1	41	3	40	10	16	5	102	19
Oct	114	134	9	0	28	8	50	9	26	4	113	21
Nov	104	124	1	1	37	10	44	8	19	4	101	23
Dec	89	109	8	1	26	1	45	6	16	6	95	14
Total	1234	1405	47	20	375	52	495	106	237	73	1154	251



## Comparative Road Accident Figures (2016 & 2017)

C = Case, P = Person, MCC = Minor Collision Case, TC = Total Case

	2016						2017					
	Death		Injury		MCC	TC	Death		Injury		MCC	TC
	C	P	C	P			C	P	C	P		
Jan	31	31	217	263	114	362	36	38	236	263	89	361
Feb	23	23	245	313	92	360	21	21	185	213	68	274
Mar	43	51	231	287	93	367	30	30	198	224	72	300
Apr	27	27	169	189	70	266	25	27	184	207	55	264
May	28	28	233	283	77	338	23	25	187	240	43	253
Jun	38	38	237	276	96	371	33	34	158	189	47	238
Jul	40	41	241	306	96	377	24	25	166	193	43	233
Aug	34	35	230	257	112	376	16	17	164	180	44	224
Sep	26	27	220	257	94	340	31	31	201	222	39	271
Oct	42	49	223	258	58	323	30	31	186	211	45	261
Nov	32	32	201	233	81	314	24	25	179	219	37	240
Dec	24	25	203	260	83	310	25	25	171	198	16	212
Total	388	407	2650	3182	1066	4104	318	329	2215	2559	598	3131



## Gender and Age-wise Classification of Simple Injury (2017)

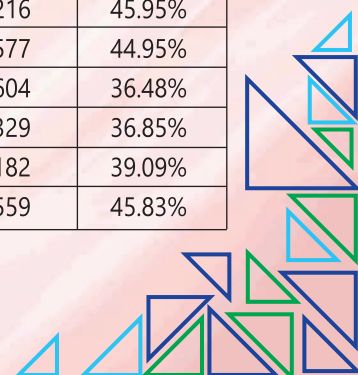
C=Case, P=Person, M=Male, F=Female


Month	Total		Simple Injury 2017									
			Below 18 Years		18 Years to 30 Years		31 Years to 50 Years		Above 50 Years		Total	
	C	P	M	F	M	F	M	F	M	F	M	F
Jan	99	113	5	1	38	13	38	7	9	2	90	23
Feb	77	91	1	0	27	4	32	12	12	3	72	19
Mar	84	102	5	5	25	4	40	14	7	2	77	25
Apr	89	97	8	0	24	9	35	6	12	3	79	18
May	82	112	4	2	35	4	35	11	17	4	91	21
Jun	74	95	3	0	26	2	41	11	8	4	78	17
Jul	81	99	4	5	25	7	30	15	8	5	67	32
Aug	78	83	2	2	27	6	35	3	7	1	71	12
Sep	88	101	3	1	29	13	30	10	11	4	73	28
Oct	72	77	2	0	18	6	31	6	14	0	65	12
Nov	75	95	4	2	28	5	35	8	7	6	74	21
Dec	82	89	1	0	26	4	34	8	13	3	74	15
<b>Total</b>	<b>981</b>	<b>1154</b>	<b>42</b>	<b>18</b>	<b>328</b>	<b>77</b>	<b>416</b>	<b>111</b>	<b>125</b>	<b>37</b>	<b>911</b>	<b>243</b>



## Year-wise Pedestrian Death & Injuries in Traffic Accident (2006 - 2017)

Year	Pedestrian death	Total death	Percentage of death	Pedestrian Injured	Total Injured Person	Percentage of Injured
2006	316	476	66.38%	1237	1752	70.60%
2007	295	462	63.85%	1373	1861	73.80%
2008	256	421	60.80%	1638	2124	77.11%
2009	227	417	54.43%	1449	2004	72.30%
2010	212	354	59.88%	1416	2239	63.24%
2011	244	418	58.37 %	1247	2420	51.52 %
2012	276	498	55.42%	1478	3216	45.95%
2013	221	437	50.57%	1608	3577	44.95%
2014	233	450	49.33%	1315	3604	36.48%
2015	218	422	50.71%	1227	3329	36.85%
2016	196	407	48.15%	1244	3182	39.09%
2017	171	329	52.88%	1173	2559	45.83%





## Traffic Guard-wise Fatal & Non-fatal Cases (2017)

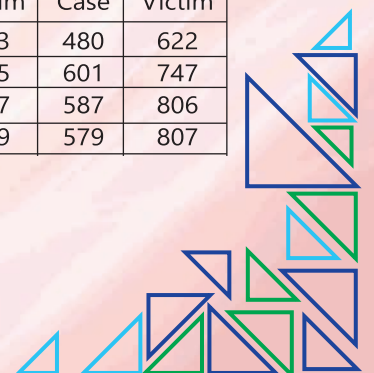
**F** = fatal, **SI** = Serious Injury, **MI** = Minor Injury, **CC** = Collision Case  
**C** = Case, **P** = Person

Traffic Guard	F		SI		MI		CC	Total	
	C	P	C	P	C	P		C	P
Head Quarters	10	10	47	47	38	38	13	108	95
Howrah Bridge	7	9	26	29	25	28	15	73	66
Shyambazar	28	28	76	79	51	59	23	178	166
Jorabagan	17	17	74	74	53	63	44	188	154
Sealdah	17	18	81	88	56	70	17	171	176
South	27	27	50	58	72	87	35	184	172
East	19	20	66	86	60	66	35	180	172
South East	5	5	18	20	19	22	8	50	47
Bhowanipur	6	6	64	87	51	58	52	173	151
South West	25	27	82	89	71	101	82	260	217
Vidyasagar	21	21	56	71	62	85	50	189	177
Ultadanga	23	24	77	88	51	62	20	171	174
Beliaghata	13	14	55	60	31	49	49	148	123
Tollygunge	9	9	60	62	48	50	16	133	121
Park Circus	12	13	43	56	18	18	4	77	87
<b>Existing Area Total</b>	<b>237</b>	<b>246</b>	<b>875</b>	<b>994</b>	<b>706</b>	<b>856</b>	<b>463</b>	<b>2281</b>	<b>2096</b>
Metiabruz	2	2	11	12	9	9	1	23	23
James Long Sarani	5	5	23	26	17	17	9	54	48
Diamond Harbor Road	7	7	28	30	14	14	8	57	51
Thakurpukur	19	20	62	66	48	50	12	141	136
Regent Park	10	10	41	44	31	38	8	90	92
Kasba	5	5	48	56	40	41	20	113	102
Purba Jadavpur	7	7	54	60	38	43	28	127	110
Jadavpur	2	2	22	24	24	24	5	53	50
Garia	4	4	14	16	17	22	2	37	42
Tiljola	18	19	56	77	37	40	42	153	136
<b>Added Area Total</b>	<b>81</b>	<b>83</b>	<b>359</b>	<b>411</b>	<b>275</b>	<b>298</b>	<b>135</b>	<b>850</b>	<b>792</b>
<b>Grand Total</b>	<b>318</b>	<b>329</b>	<b>1234</b>	<b>1405</b>	<b>981</b>	<b>1154</b>	<b>598</b>	<b>3131</b>	<b>2888</b>

## Fatal & Non-fatal Accident Cases & Victims Beyond Traffic Hours. (2014 to 2017)

Year	Total Fatal		B.TP Hrs (22.00-06.00) Fatal		Total Serious Injury		B.TP Hrs (22.00-06.00) Serious Injury		Total Minor Injury		B.TP Hrs (22.00-06.00) Minor Injury		B.TP Hrs (22.00-06.00) Total Injury	
	Case	Victim	Case	Victim	Case	Victim	Case	Victim	Case	Victim	Case	Victim	Case	Victim
2017	318	329	105	111	1234	1405	255	329	981	1154	225	293	480	622
2016	388	407	122	128	1481	1782	335	432	1169	1400	266	315	601	747
2015	412	422	126	135	1357	1571	301	399	1404	1758	286	407	587	806
2014	431	450	138	150	1591	1949	308	428	1353	1655	271	379	579	807

N.B:-TP Hrs means 06.00Hrs to 22.00 Hrs  
BTP Hrs means 22.01 Hrs to 05.59 Hrs



## Year-wise Road Accident Cases (2013-2017)

C=Case, P=Person, F=Fatal, I=Injury

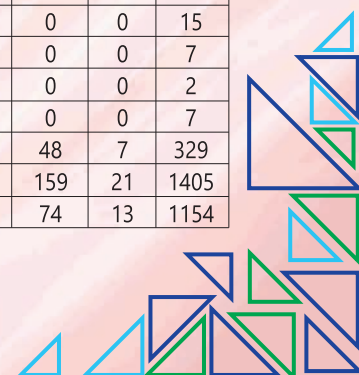
Month	Fatal		Serious Injury		Simple Injury		Total Injury		Non Injury Case	Total Accident (F+I)	
	C	P	C	P	C	P	C	P		C	P
2013	420	437	1739	2053	1222	1524	2961	3577	1056	4437	4014
2014	431	450	1591	1949	1353	1655	2944	3604	1186	4561	4054
2015	412	422	1357	1571	1404	1758	2761	3329	1174	4347	3751
2016	388	407	1481	1782	1169	1400	2650	3182	1066	4104	3589
2017	318	329	1234	1405	981	1154	2215	2559	598	3131	2888



## Road Users Killed and Injured by Different Vehicles (2017)

D=Death SI=Serious Injury, MI=Minor Injury, T=Total

		Goods Vehicles	Buses	Mini Buses	Private Car	Taxi	Two Wheeler	Three Wheeler	Un Known	Other	Total
Pedestrian	D	32	31	12	23	6	24	5	38	3	174
	SI	94	126	11	141	85	124	46	105	11	743
	MI	48	73	10	110	61	64	20	40	4	430
Passenger	D	1	23	4	0	2	0	1	1	0	32
	SI	36	56	10	56	16	2	8	5	2	191
	MI	53	70	11	48	14	7	19	2	6	230
Occupant	D	2	1	0	3	1	0	0	0	1	8
	SI	0	1	0	1	0	0	0	0	0	2
	MI	6	2	0	3	2	1	0	0	0	14
Motor cyclist & Scooterist	D	22	3	0	6	2	20	0	4	1	58
	SI	40	25	1	62	34	79	9	33	4	287
	MI	43	26	4	74	30	64	8	20	2	271
Non Motorized Transport	D	6	2	0	1	1	2	0	4	2	18
	SI	7	5	1	4	6	14	0	3	2	42
	MI	6	4	0	11	4	9	0	7	1	42
Pillion Rider	D	7	2	1	1	1	9	0	1	0	22
	SI	8	4	0	17	4	30	1	8	0	72
	MI	9	6	0	13	7	20	6	3	0	64
Driver	D	2	0	0	4	1	0	1	0	0	8
	SI	14	6	0	22	4	1	0	5	1	53
	MI	22	11	0	25	19	0	2	2	0	81
Police person	D	0	2	0	0	0	0	0	0	0	2
	SI	1	2	0	4	1	4	0	0	1	13
	MI	3	1	2	1	6	1	1	0	0	15
Others (Coolie Khalasi, & Helper Crew, Beggar etc.)	D	2	5	0	0	0	0	0	0	0	7
	SI	0	1	0	0	0	0	1	0	0	2
	MI	2	2	0	2	1	0	0	0	0	7
Total	D	74	69	17	38	14	55	7	48	7	329
	SI	200	226	23	307	150	254	65	159	21	1405
	MI	192	195	27	287	144	166	56	74	13	1154



## Month-wise Road Accident Cases (2017)

C=Case, P=Person, F=Fatal, I=Injury

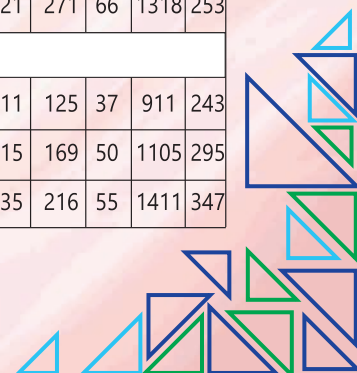
Month	Fatal		Serious Injury		Simple Injury		Total Injury		Non Injury Case	Total Accident (F+I)	
	C	P	C	P	C	P	C	P		C	P
Jan	36	38	137	150	99	113	236	263	89	361	301
Feb	21	21	108	122	77	91	185	213	68	274	234
Mar	30	30	114	122	84	102	198	224	72	300	254
Apr	25	27	95	110	89	97	184	207	55	264	234
May	23	25	105	128	82	112	187	240	43	253	265
Jun	33	34	84	94	74	95	158	189	47	238	223
Jul	24	25	85	94	81	99	166	193	43	233	218
Aug	16	17	86	97	78	83	164	180	44	224	197
Sep	31	31	113	121	88	101	201	222	39	271	253
Oct	30	31	114	134	72	77	186	211	45	261	242
Nov	24	25	104	124	75	95	179	219	37	240	244
Dec	25	25	89	109	82	89	171	198	16	212	223
<b>Total</b>	<b>318</b>	<b>329</b>	<b>1234</b>	<b>1405</b>	<b>981</b>	<b>1154</b>	<b>2215</b>	<b>2559</b>	<b>598</b>	<b>3131</b>	<b>288</b>



## Gender, Age and Year-wise Traffic Accident Report (2015-2017)

C=Case, P=Person, M=Male, F=Female


Year			Fatal									
			Below 18 Years		18Years to 30 Years		31Years to 50Years		Above50 Years		Total Person	
	C	P	M	F	M	F	M	F	M	F	M	F
2017	318	329	13	7	70	2	93	17	98	29	274	55
2016	388	407	11	3	101	16	110	26	107	33	329	78
2015	412	422	15	6	95	14	119	28	112	35	341	81
			Serious Injury									
2017	1234	1405	47	20	375	52	495	106	237	73	1154	251
2016	1481	1782	71	28	427	82	665	131	296	82	1459	323
2015	1357	1571	66	15	438	51	543	121	271	66	1318	253
			Simple Injury									
2017	981	1154	42	18	328	77	416	111	125	37	911	243
2016	1169	1400	39	33	355	97	542	115	169	50	1105	295
2015	1404	1758	73	40	485	117	637	135	216	55	1411	347



## Police Station-wise Fatal & Non-fatal (IPC) Traffic Accident Cases (2017)

PS=Police Station, F=Fatal, SI=Serious Injury, MI=Minor Injury, CC=Collision Cases

PS	F		SI		MI		CC	PS	F		SI		MI		CC
	C	P	C	P	C	P	C		C	P	C	P	C	P	C
Shyampukur	10	10	27	27	7	7	1	Taratola	7	8	12	12	12	12	12
Jorabagan	4	4	21	21	3	5	0	Behala	8	8	30	34	22	22	11
Burtalla	6	6	15	18	13	16	3	Parnashree	2	2	13	14	6	6	3
Amherstreet	5	5	18	20	21	24	2	Thakur pukur	13	14	35	39	31	32	7
Cossipore	4	4	12	12	15	17	9	Haridev pur	3	3	18	18	13	13	4
Sinthee	1	1	3	3	2	2	2	Sarsuna	4	4	9	9	4	5	1
Chitpore	10	10	21	24	11	13	10	Kasba	3	3	36	40	34	34	18
Tala	1	1	2	2	4	7	2	Garfa	2	2	31	38	14	19	13
Burrabazar	4	5	21	22	20	20	8	Regent Park	6	6	27	30	24	29	5
Posta	1	1	7	7	4	6	2	Bansdroni	1	1	6	6	0	0	0
Jorasanko	6	6	28	28	34	43	37	P/Jadavpur	0	0	7	7	1	1	1
Girish Park	1	2	15	15	9	9	7	Servey Park	3	3	16	16	15	17	10
Hare Street	9	9	29	29	26	26	9	Jadav pur	2	2	15	15	22	22	2
Bowbazar	2	2	27	28	15	16	4	Patuli	3	3	11	13	18	18	6
Muchipara	8	9	27	27	19	26	7	N/Nagar	4	4	13	13	16	22	3
Taltala	3	3	6	8	5	5	2	P/Sayar	0	0	5	5	1	1	1
New Market	4	4	3	3	1	1	0	<b>Total</b>	<b>318</b>	<b>329</b>	<b>1234</b>	<b>1405</b>	<b>981</b>	<b>1154</b>	<b>598</b>
Watgunge	6	6	19	21	9	11	2								
Gardenreach	4	4	12	15	7	7	4								
Ekbalpore	0	0	9	9	10	15	13								
Nadial	1	1	1	1	1	1	0								
Metiabruz	0	0	2	2	2	2	0								
Rajabagan	0	0	0	0	1	1	0								
NPPS	3	4	8	10	8	9	8								
SPPS	6	6	9	11	11	13	5								
WPPS	5	5	23	26	18	33	19								
Manicktala	11	11	28	29	22	22	9								
Ultadanga	6	6	20	20	14	15	0								
Beliaghata	6	6	23	23	12	18	13								
Phoolbagan	4	4	19	28	6	13	7								
Narkeldanga	4	4	13	16	4	5	1								
Entally	4	5	32	35	19	22	3								
Beniapukur	10	10	40	47	32	32	8								
Park Street	4	4	19	19	12	12	3								
Shakespeare	5	5	16	17	37	41	2								
Hastings	16	16	32	50	55	76	78								
Maidan	13	13	39	49	28	34	11								
Bhowanipore	3	3	23	24	29	31	10								
Kalighat	4	4	18	23	11	12	8								
Tollygunge	2	2	21	21	17	17	4								
Charu Market	5	5	17	18	5	5	3								
Alipore	2	2	36	45	25	32	36								
New Alipore	8	9	31	32	28	40	29								
Chetla	0	0	11	11	14	15	2								
Bullygunge	3	4	5	6	10	13	3								
Gariahat	2	2	8	8	15	18	8								
Lake	4	4	12	16	5	5	3								
Topsia	4	4	13	21	4	4	4								
Tangra	1	1	10	15	2	4	2								
Karaya	8	8	27	37	12	14	22								
P/ Maidan	9	10	32	47	36	47	69								
Tiljola	1	1	23	29	12	13	7								
Anandapur	5	5	12	15	5	5	0								
KLC	9	10	5	6	1	1	0								



## Time-wise Figures of Fatal and Non-fatal Cases (2017)

C=Cases V=Victims

Time slot	Fatal		Serious Injury		Simple Injury		Non Injury
	C	V	C	V	C	V	
06-07 Hrs	10	10	35	38	26	26	14
07-08 Hrs	12	12	41	49	30	41	19
08-09 Hrs	10	10	53	56	28	32	14
09-10 Hrs	12	12	63	65	50	60	29
10-11 Hrs	18	19	65	67	56	57	45
11-12 Hrs	12	12	57	58	61	78	17
12-13 Hrs	13	13	76	84	61	67	36
13-14 Hrs	12	12	61	72	47	54	27
14-15 Hrs	12	12	64	74	48	60	30
15-16 Hrs	12	12	76	81	50	53	33
16-17 Hrs	13	14	38	40	54	65	20
17-18 Hrs	13	14	59	64	39	40	30
18-19 Hrs	12	12	82	98	37	44	17
19-20 Hrs	16	17	78	88	58	62	20
20-21 Hrs	20	21	62	67	55	57	28
21-22 Hrs	13	13	69	75	56	65	37
TP Hrs	210	215	979	1076	756	861	416
22-23 Hrs	20	20	43	49	58	75	40
23-24 Hrs	13	14	40	47	42	56	22
24-01 Hrs	20	21	45	55	36	53	37
01-02 Hrs	14	16	24	31	27	32	23
02-03 Hrs	10	11	23	30	24	31	15
03-04 Hrs	12	12	27	45	12	15	13
04-05 Hrs	7	8	26	35	12	15	14
05-06 Hrs	12	12	27	37	14	16	18
BTP Hrs	108	114	255	329	225	293	182
Grand Total	318	329	1234	1405	981	1154	598

N.B:-TP Hrs means 06.00Hrs to 22.00 Hrs

BTP Hrs means 22.00 Hrs to 06.00 Hrs

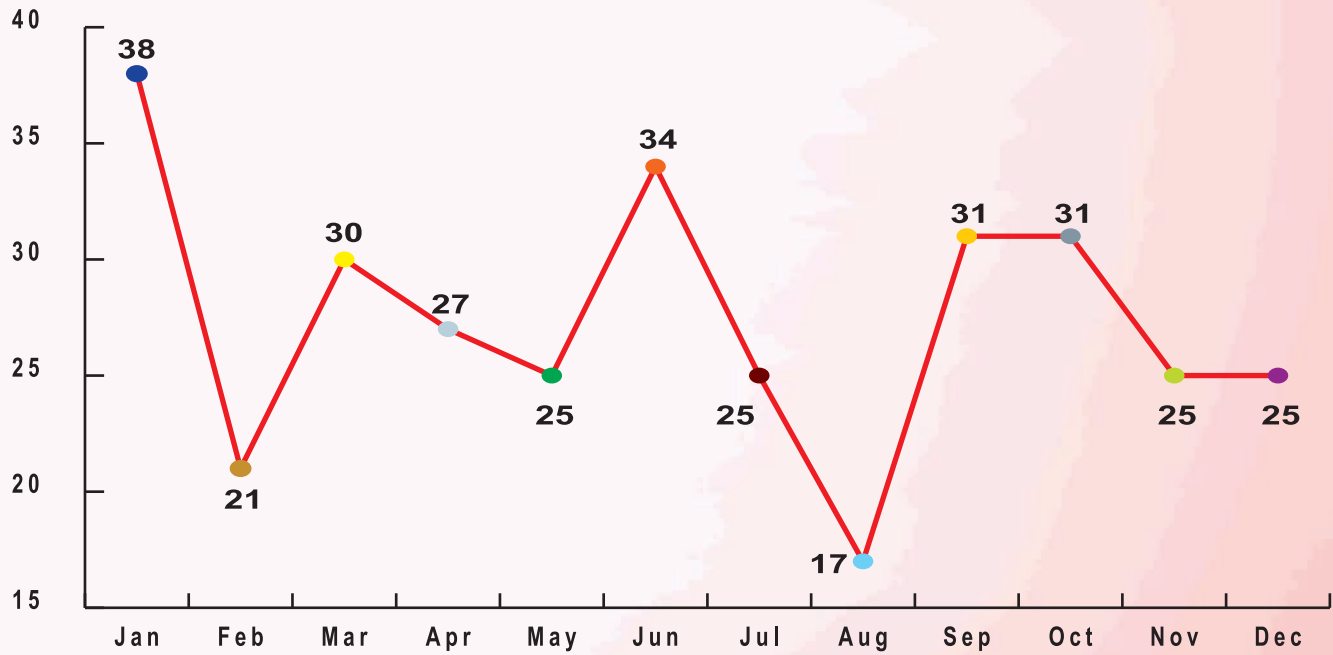
## Top 20 Accident Prone Roads in Fatal & Serious Injury Cases (2017)

C=Cases V=Victims

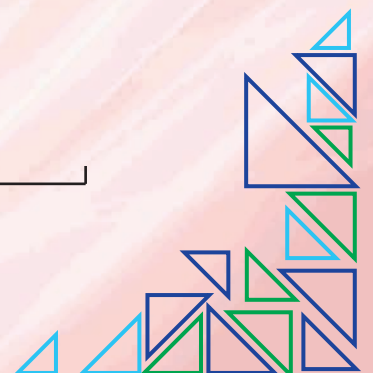
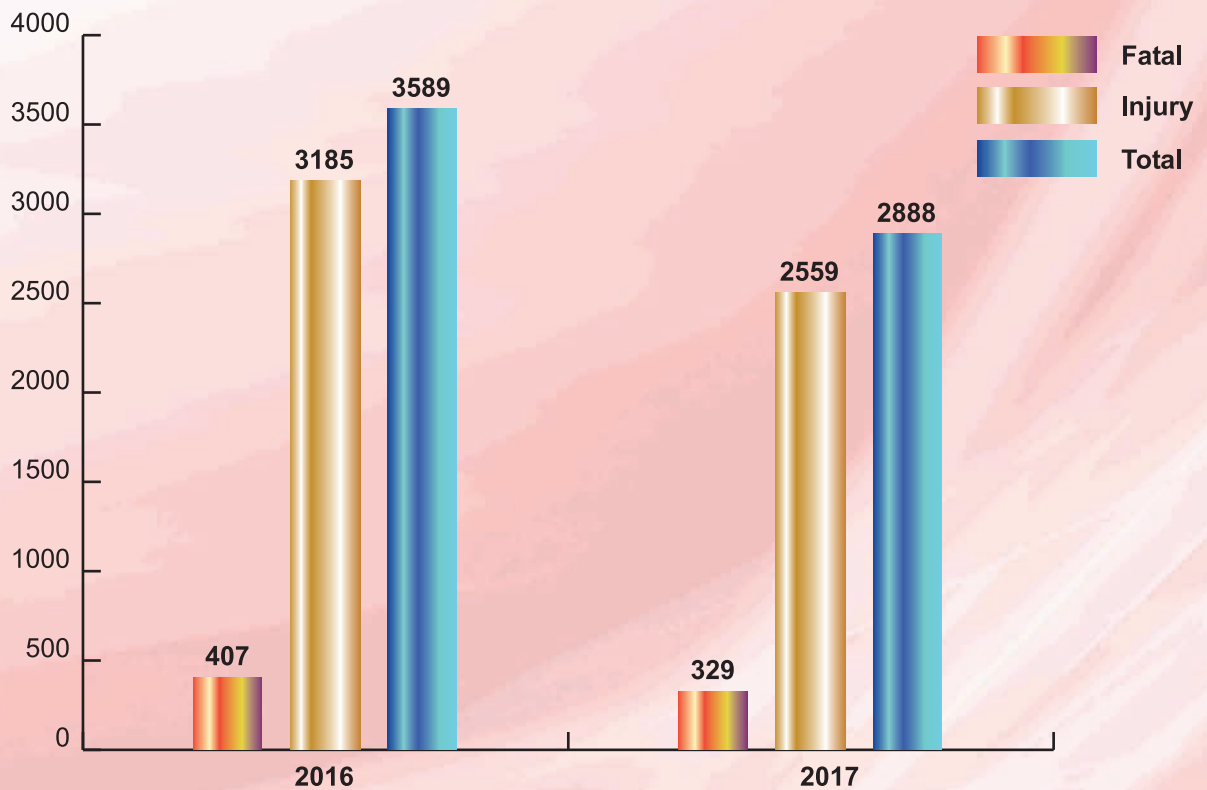
Sl.	Fatal		Serious Injury			
	Road Name	C	V	Road Name	C	V
1	Diamond Harbour Road	13	13	E M Bypass	130	161
2	E M Bypass	12	13	Diamond Harbour Road	98	120
3	Basanti Highway	12	12	A J C Bose road	80	97
4	Stand Road	10	10	C R Avenue	56	56
5	A P C Road	10	10	M G Road	55	66
6	C G R Road	9	9	B T Road	37	43
7	C I T Road	7	8	N S C BOSE ROAD	36	38
8	A J C Bose road	7	7	Stand Road	35	39
9	Tara Tala Road	7	7	A P C Road	31	35
10	B T Road	7	7	C I T Road	29	31
11	James long Sarani	6	6	B M ROAD	26	27
12	Kidderpore Road	6	6	R B Connector	25	25
13	J L Neharu Road	5	5	D P S Road	24	26
14	M G Road	5	5	Mayo Road	22	29
15	Cossipore Road	5	5	Bidhan Sarani	22	24
16	J M Avenue	5	5	Kidderpore Road	20	30
17	D P S Road	5	5	J L Neharu Road	22	27
18	Bidhan Sarani	4	5	James long Sarani	21	25
19	Rabindra Sarani	4	4	R A Saha Road	20	24
20	Manicktala main Road	4	4	M G Road (SWD)	19	19



## Month-wise Comparative Fatal Report of 2017

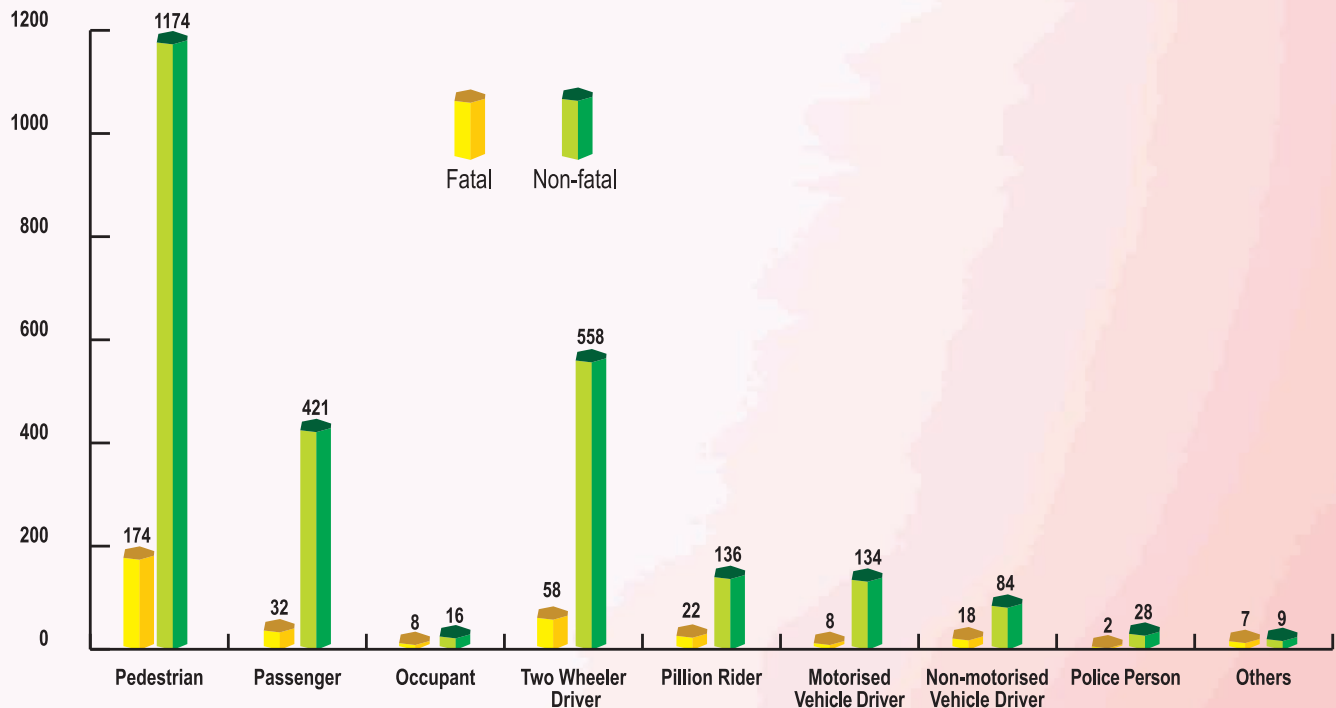


## Comparative Report of Road Accident Cases 2016 & 2017





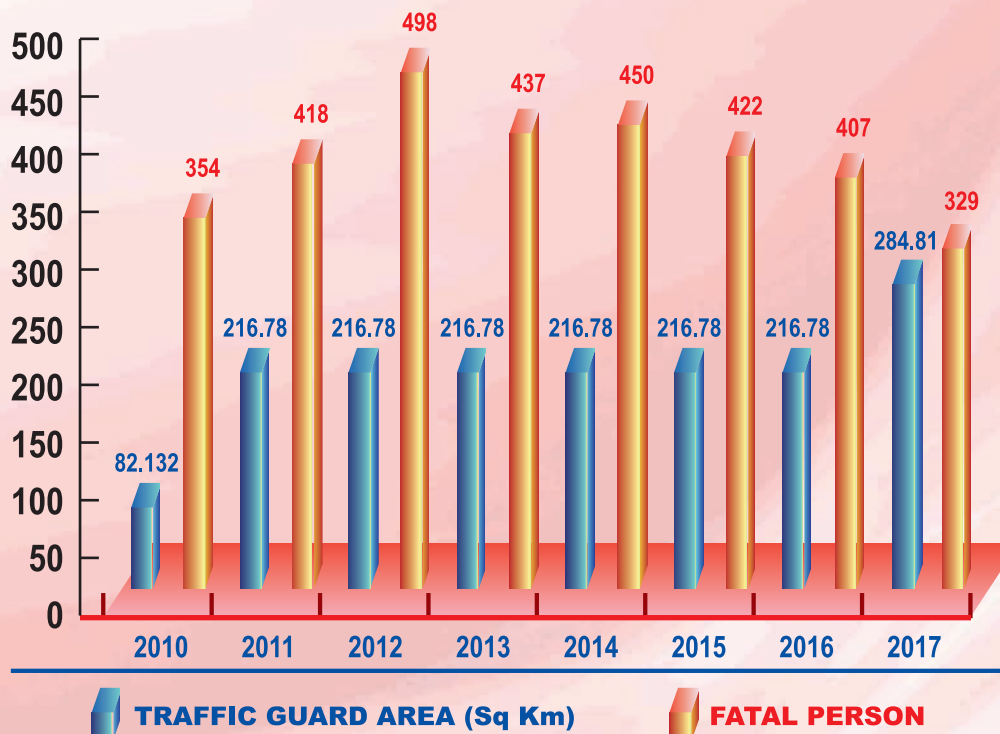
## Victim Type-wise Report of Fatal and Non-fatal cases 2017



## IMPACT

Decrease in fatalities vs increase in jurisdiction


Fatal Accidents - Declining Trend



TRAFFIC GUARD AREA (Sq Km)



FATAL PERSON



# We Work We Play

Kolkata Traffic Police have always been a connoisseur of sports and sporting activities. The members of this institution are always encouraged to participate in various inter and intra departmental sporting activities and it requires mentioning that they have always earned laurels for this department in various events like - Volleyball, Table Tennis, Kabaddi, Swimming etc. We believe that the sporting spirits of this department will touch new benchmarks in the years ahead.





## Achievement of Traffic Police Sports Team in 2017

Sl	Events	Position 2017
1	Volleyball	Champion
2	Table Tennis	Champion
3	Kabaddi	2nd Position
4	Swimming	2nd Position



# Accomplishments.....

## Visitor Posts



**Akshay Kumar Agrawal** Kolkata Traffic Police  
Yesterday at 10:21am

A Big Big thank you & Kudos to the whole team of Kolkata Police & Kolkata Traffic Police for ensuring Full safety & security for the participants of MIDNIGHT CYCLING EVENT HELD ON 09.04.2016-10.04.2016. Not just ensuring safety the sergeants went ahead on explaining how to ride & avoid riding on tram tracks. We are really proud of you & your team. SALUTE !!

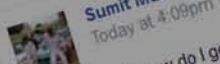



1 Comment  
Chronological



**Joydeep Banerjee**  
Today at 4:15pm

Can we have something like this in Kolkata



**Sumit Mukherjee**  
Today at 4:09pm


In which site & how do I get the list of traffic private cars?

## Visitor Posts



**Kanchan Kr Tewari** Kolkata Traffic Police  
1 hr

একটি বিনিত অনুরোধ,  
দয়া করে রাস্তায় ডিউটিরত প্রতি সার্জেন্টের/ কনস্টেবলের জন্য গরমে হেড-গিয়ার (Head Gear) বা ছাতা জাতীয় কিছু ব্যবহার চালু করুন।  
গরম শা পড়েছে তাতে অসুস্থ হয়ে পড়াটা অন্তর্ভাবিক নয়।  
কিছু ভাবুন নিজেদের স্ট্রাকের জন্য।  
ওনাদের অবস্থা প্রায় নাজেহাল.... রোজ যাতায়াত করি.... দেখি.... খারাপ লাগে....



What's a Boosted Post?  
A boosted post is the easiest way to reach more people on Facebook.

Visitor Posts



**Kallol Ghosh** Kolkata Traffic Police  
17 hrs ·

I thank the South West Guard beside Bhawani Bhaban for their help in getting me back my Smart Card which i had lost today. The officers really were very helpful for extending their help to me and helping retrieve the very crucial and important Smart card. Thanks a lot.

Sumit Roy



Comment



Message



Kolkata Traffic Police

Visitor Posts



**Navin Kumar Agarwal** Kolkata Traffic Police  
7 hrs ·

Good to see that OC Saheb Raj Kumar Singh (Howrah Traffic Gaurd) on road maintaining traffic n slow moving.



Bobby Dhesi, Vandanaally Didwania and 4 others

Kolkata Traffic Police  
2 hrs ·

People Take Action  
a call-to-action button to the top of Page.  
a Description to Your Page  
people what Kolkata Traffic Police is  
ut by adding a short description.  
ily Manage Your Page From Anywhere  
the Pages Manager app to post and  
ond to Page visitors on the go.  
e Tips

Sajal K Das  
Today at 8:12pm


by, 09/09/2016, around 10:30 PM, 1  
2 (two) sms to my... See More

comment Message

Nikhil Sen  
Today at 3:01

# Traffic offences & Penalties

SI No	Offence	Offence section	Penal section	Fine for 1st, 2nd, 3rd and Subsequent Offence
1.	Driving vehicle without driving licence.	3(l)	181	500 500 500 500 or with imprisonment for a term which may extend to 3 months or with fine upto Rs. 500 or with both.
2.	Driving vehicle below prescribed age of 16 years (M/C with engine capacity not exceeding 50CC) & 18 years for other vehicles.	4	181	-do-
3.	Using vehicles without registration/Certificate of Fitness (only in respect of offence other than failure to obtain new registration mark U/S-47 & failure to renew the certificate of registration as required under Sub-Section 8 & 11 of section 41) a) For motor cabs & Auto rickshaws. b) For stage carriage buses & mini buses. c) For contract carriage buses & goods carriage. d) For private cars, Omni buses, jeeps & others.	39	192	5000-10000-10000-10000 5000-10000-10000-10000 5000-10000-10000-10000 5000-10000-10000-10000
4	Driving vehicle without certificate of fitness or invalid CF. Using vehicle without registration/Certificate of Fitness (only in respect of offence other than failure to obtain new registration mark U/S-47 & failure to renew the certificate of registration as required under sub-section 8 & 11 of section -41) a) For motor cabs & Auto-rickshaws. b) For stage carriage buses & mini buses. c) For contract carriage buses & goods carriage. d) For private cars, Omni buses, Jeeps & others.	56	192	5000-10000-10000-10000 5000-10000-10000-10000 5000-10000-10000-10000 5000-10000-10000-10000
5.	Driving vehicle without permit or in contravention of the condition of permit.	66	192A	Not compoundable.
6.	Driving vehicle at excessive speed. a) For motor cabs Auto-rickshaws. b) For stage carriage buses & mini buses. c) For contract carriage buses, goods carriages. d) For private cars, omni buses, Jeeps & Ors.	112	183(l)	400-1000-1000-1000 400-1000-1000-1000 400-1000-1000-1000 400-1000-1000-1000
7.	Driving vehicle in violation of restriction (No-Entry violation). a) For contravention of the provision of section-113 or 114 or section - 115. b) In addition to (a) above vehicle exceeding permissible weight upto-500Kgs. c) 501 to 1500Kgs d) 1501 to 4000Kgs. e) 4001 to 6000Kgs. f) 6001Kgs & above.	115	194(l)	2000-5000-5000 2000-5000-5000 2000-5000-5000 2000-5000-5000 2000-5000-5000 2000-5000-5000
8.	Driving vehicle in violation of mandatory traffic signs.	119	177	100-300-300-300
9.	Leaving vehicle in such a position so as to cause or likely to cause danger, obstruction or undue inconvenience to any road users.	122	177	100-300-300-300
10.	Allowing the vehicle to remain stationary at any public place.	126	177	100-300-300-300
11.	Non-production of Driving Licence on demand by a Police officer in uniform.	130(l)	177	100-300-300-300
12	Driver not giving medical aid to victim.	134(a)	187	Imprisonment for 3 months or Rs. 500.
13.	Driver not giving information about road accident.	134(b)	187	Imprisonment for 3 months or Rs. 500.
14.	Not Insuring the vehicle against 3rd party or driving an uninsured vehicle.	146	196	400-1000-1000-1000



SI No	Offence	Offence section	Penal section	Fine for 1st, 2nd, 3rd and Subsequent Offence
15.	Disobedience of order& obstruction	179(1)	179(1)	500-500-500-500
16.	Refusal of information or willfully giving false information.	179(2)	-	500-500-500-500
17.	Driving vehicle dangerously. a) For motor cabs & Auto-rickshaws. b) For stage carriage buses & mini buses. c) For contract carriage buses & goods carriage. d) For private cars, Omni buses, jeeps & others.	184	184  -	1000-2000-2000-2000 1000-2000-2000-2000 1000-2000-2000-2000 1000-2000-2000-2000
18.	Driving vehicle by a drunken person or by a person under influence of drugs.	185	185	Imprisonment for 6 months or 2000 or both (Non-compoundable)
19.	Violation of standards prescribed for road safety, control of noise & air pollution.	190(2)	190(2)	1000-2000-2000-2000
20.	Taking & driving vehicle without consent of owner or lawful authority.	197(1)	197(1)	Imprisonment for 3 months or fine Rs. 500 or both (Non-Compoundable)
21.	Penalty for causing obstruction to traffic by keeping disabled vehicle (wheel clamp case )	127(1) MVA/ 350 WBMVR	201(1)	Fine Rs. 50 per hr.(Non-Compoundable)
22.	Power of the Police officer to detain vehicle without certificate of Registration, Permit etc	207	39/192 66/192(A)	Fine up to Rs 1000 Not less than Rs 5000 (Non-Compoundable)
23.	Driving on footpath	291WBMVR	177	100-300-300-300
24.	Prohibition in playing of radio etc in a motor vehicle	218(1) WBMVR	177	100-300-300-300
25.	Use of ear phone/mobile phone while driving	218(2)WBMVR	184	1000-2000-2000-2000

#### Provision of Central Motor Vehicle Rules


SI No	Offence	Offence section	Penal section	Fine for 1st, 2nd, 3rd and Subsequent Offence
1.	Using motor vehicle with defective number plates	50(1) CMVR	177MVA	100-300-300-300
2.	Non Display of obligatory light or driving without obligatory lights	105CMVR	177 MVA	100-300-300-300
3.	Vehicle fitted with multi tuned or other harsh or shrill sounding horns	119(2) CMVR	190(2) MVA	1000-2000-2000-2000
4.	Driving motor vehicle with defective tyres	94(2) CMVR	190(1) MVA	250 for first offence, Rs. 1000 for subsequent offence
5.	Non possession of Pollution-Under-Control certificate	115(7) CMVR 179(1)MVA	179(1) MVA	500-500-500-500
6	Emitting excessive smoke if detected after expiry of period of 7 days notice time (Non possession PUC)	116(6) CMVR	190(2) MVA	1000-2000-2000-2000

#### Provision of West Bengal Motor Vehicle Rules

SI No	Offence	Offence section	Penal section	Fine for 1st, 2nd, 3rd and Subsequent Offence
1.	Refuse to go on hire	120(c), 23(i)WBMVR	177MVA	100-300-300-300
2.	Taxi driver failing to keep the "Fare Chart"	268 WBMVR	74(2) 192A	(Non-Compoundable)
3.	Vehicle not fitted with rear view mirror	217WBMVR	177MVA	100-300-300-300
4.	Obstruction by driving on footway	291(1)WBMVR	177 MVA	100-300-300-300
5.	Driver two-wheeler without helmet Pillion Rider without helmet	129 MVA 297 WBMVR	177MVA 177 MVA	100-300-300-300 100-300-300-300
6.	Violation on the restriction of using dazzling light	299(1)	177 MVA	100-300-300-300
7.	Stop line violation	301	-do-	100-300-300-300
8.	Centre line violation	316(3)	-do-	100-300-300-300

\*Amount of fine imposed varies with vehicle type specifications.

The above Offences, Penalties & Procedure as per Kolkata Gazette Extraordinary Notification No-520-WT/3M-80/02 dated 14.02.2003 Government of West Bengal, Transport Department.




# Glimpses@Safety





# Glimpses@Safety





Published for Kolkata Traffic Police by Shri Pandey Santosh, IPS, Deputy Commissioner of Police, Traffic Department  
Designed by Anupam Bhattacharya and produced by Dexuberance  
Visit us at : [kolkatatrafficpolice.gov.in](http://kolkatatrafficpolice.gov.in)